Curriculum

Year 2

Lesson 1
Science

Learning Intention - I can use observations of animals to suggest answers to questions around how animals, including humans grow.

Success Criteria -
On Fire: I can discuss what evidence I can use to explain how animals including humans grow using observations.
Hotter: I can explain the different ways humans and animals grow and what happens when they grow.
Hot: I can recognise the stages of growth in humans and animals.

Can you remember what we were looking at last term in our Curriculum lessons?

This week we are going to complete a couple more lessons on Animals Including Humans before we move on to our new topic next week.

Who can name all the different animal young names?

Horse → Foal

Dog →

Cat →

Pig →

Cow →

Goat →

We are all animals.

We are called humans.

Animals including humans change as they grow and today we are going to think and talk about how they change.

As humans are animals we also change as we grow.

We are going to look at the different life stages of a human.

As humans we grow all the time. We change every day. You will look different to how you looked last year, and next year you will look different again.

Can you think of a way you have changed as you have got older?

Life for humans start when they grow inside their mother's womb.



What happens next? What are the different stages of life humans go through?

Here are the life stages of a human.

Which stage are you at now?



Babies

All babies are born completely helpless. They need a grown-up to take care of them all the time and give them everything they need.

What do grown-ups need to do to take care of a baby?

Answer

- To feed the baby with milk.
- Keep the baby clean and healthy by changing its nappy and bathing it.
- Make sure the baby is warm and comfortable.
- Play with the baby.
- Give the baby lots of love.

Toddler

Between the ages of 1 and 3, humans start to develop lots of new skills. Toddlers grow and develop muscles to help them move around. They learn to walk and talk. At first, they only know a few words and they will be wobbly on their feet.

Toddlers like to investigate everything, and are always playing and learning. They start to try to do things for themselves, like feeding and dressing themselves. They might not be very good at it at first! Toddlers need lots of looking after, because they haven't yet learnt to keep themselves safe.

How do grown-ups take care of toddlers?

Answer

- Toddlers still need lots of love and attention.
- Grown-ups need to play with them, dress them and feed them.
- Toddlers need to be kept away from things that can hurt them, like stairs and fires.

Child

This is your stage of life! Children are aged 3-12.

During these years you learn lots of new skills - such as reading and writing, counting, kicking a ball, swimming and riding a bike.

Your parents no longer need to be with you all the time, but still need to make sure that you are safe and happy.

What changes are happening to you at the moment?

Answer

- Wobbly tooth.
- New shoes because feet have grown.
- Starting to go to play at your friends' houses with mum or dad being there.
- Going to bed later.

Teenager

Teenagers are aged between 13 and 19.

Teenagers are getting ready to become adults. They want to try things on their own.

Teenagers eat a lot because they grow and change a lot. They can get spots and their hair changes.

They can sometimes be a bit grumpy! This is because new hormones are growing and changing in their body.

How can you tell someone is a teenager?

Answer

- Teenagers are taller and stronger than children.
- Teenagers want to try things on their own.
- Their bodies are changing and becoming more grown up.

Adult

Once you are fully grown, you are an adult.

Adults must exercise and make sure they eat healthily to keep their bodies working well. Adults can have babies of their own.

Who are the adults in your family? How are they different to you?

Answer

- Adults are bigger and stronger than children.
- Adults are able to take care of themselves.
- They can make families of their own.

Elderly

As adults go through their lives, they get older.

You are classed as elderly after the age of 65, but many adults of this age don't yet feel old!

Elderly people begin to slow down as their body ages, because their joints and muscles can ache. Their eyes might not work so well and they often need glasses.

Older people have softer skin with wrinkles, and often have grey or white hair.

How are elderly people different from young adults?

Answer

- They might have softer skin or wrinkles.
- They might have grey or white hair.
- They might move more slowly, or need help with getting around.

Talk partners: Can you think of any ways that you might have changed as you have grown?

Do you know anyone who is in the different stages we have just talked about?

Who are they?

What do they look like?

What sorts of things can they do at each stage?

In your books can you write about what you were like when you were a baby, toddler, child and what you think you will be like when you are an adult. You can draw pictures beneath your writing.

Write about the different things you could do at each stage and what you will be able to do when you are an adult.



Lesson 2

Science

Learning Intention: I can describe the importance for humans and animals when looking at hygiene.

Success Criteria -
On fire: I can describe how animals including humans keep clean by giving some examples of what I do and how I can stay clean.
Hotter: I can describe what I do to keep myself clean and talk about why it is important by giving some examples.
Hot: I can talk about what hygiene is and discuss what I do to stay clean.

Who can tell me an interesting fact about animals?




What did we look at last lesson?

Humans



Today we are going to look at humans and hygiene.

What is hygiene?

Hygiene refers to practices that prevent the spread of diseases. This includes cleanliness of the body and keeping healthy which helps to remove germs from entering the body.

Talk partners: Why is this important?

We are going to look at why hygiene is important for humans.

Hygiene includes:

- Brushing our teeth;
- Washing our hands;
- Wearing clean clothes;
- Showering or bathing regularly;
- Keeping fresh and clean;
- Minimising the spread of germs where we can!

Washing Our Hands

Washing our hands is one of the simplest ways we can keep ourselves and those around us healthy.

Think about everything your hands touch in a day...

door handles;

stair banisters;

toilet flushers.

Think about how many other people have touched these things too!

Dirtier Than a Toilet Seat!

Your pet's food and water bowls

Your bathroom taps

Your smartphone or tablet screen

Chopping boards

All of these things were found to have more bacteria and germs than a household toilet seat!

Handwashing

When we touch things we pick up germs, which we can then spread by rubbing our eyes, putting things into our mouths, etc.

We can even spread them to our friends and family without realising. Some germs can make us unwell, spreading everything from a cold to stomach bugs (and much more).

Washing our hands with clean, warm water and soap will kill off the germs and keep our hands clean.

We've looked at how to keep ourselves clean, now lets look at how animals keep themselves clean.

Click link

What have we learnt about how animals stay clean?

Hygiene- How to stay clean

To look after yourself, you should ...

To look after yourself, you should ...

To look after yourself, you should ...

Lesson 3

PSHE



Keeping Myself Safe

If I had a headache what sort of things might make me feel better?

rest

quiet

medicine

sleep

water

When have you felt ill?

How did you feel?

What sort of things made you feel better?

What medicines have you heard of?

Where should medicines be kept?

What would Harold do?



Harold was very excited because tomorrow he was going for a picnic with his friends.

He decided to go to bed early.
Why do you think Harold wanted to go to bed early?



When Harold woke up, instead of feeling full of energy and wide awake, he felt ill.

Harold's friends Jocko, Tania and Ed 6 arrived.
"Oh Harold! You don't look very well," said Tania.

" Are you too ill to come for a picnic?"
"I don't feel very well at all, but I don't want to miss the picnic," said Harold. What do you think Harold should do?

Jocko said, "There's a bottle of medicine in a cupboard at my house. I'm sure that will make you better. I'll go and get it!"

Tania said, " Maybe we should get a doctor to find out what's wrong with you." Harold wasn't sure what to do.

Jocko soon arrived back with some medicine from his house.
"There you are, Harold," he said. "This will make you better!"



"Wait a minute Jocko," said Harold, "I don't know how much to take and it doesn't have my name on it.
I don't even know what the medicine is for!"
Should Harold take the medicine?

Harold decided that it wasn't safe to take the medicine that came from Jocko's house.

He decided to ask his mum what to do.
"Let's get you back into bed," she said.

Harold's mum felt his forehead and decided to take his temperature.
"You do have a high temperature, Harold.
How are you feeling?" asked his mum.

"I have a bad headache and I don't have any energy," said Harold.
"I have some special medicine for children's headaches,
I bought it from the chemist," said Harold's mum.

Harold's mum carefully measured out the medicine using a special spoon. Harold took the medicine and then snuggled down to rest in his bed. His friends went home.

"Don't worry Harold," said Tania before she left, "we can have our picnic when you're feeling better."

The next morning Harold was feeling much better. His friends called at his house and they all went for their picnic.

They had a wonderful time!

Let's write a list of rules about using medicines safely.

- Keep medicines out of reach of children

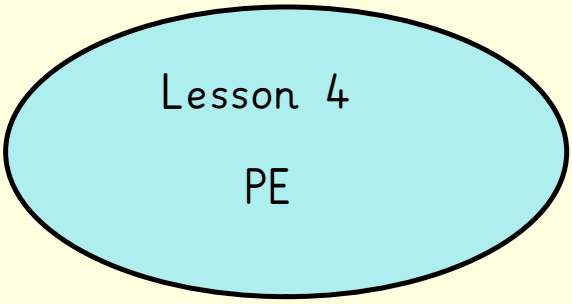
Lesson 4
PE

First we must warm our bodies up ready for PE.

Click the link

Why is it important to warm up before PE?

To prevent ourselves from any injuries.

A warm up helps to warm our muscles up and stop any injuries.

Click the link to join in PE with Joe.

Remember to send pictures of your Home Learning to your class email

2A@hortongrangeacademy.co.uk

2B@hortongrangeacademy.co.uk

2C@hortongrangeacademy.co.uk

Attachments

.

..