

# English Home Learning

Week Beginning 18.10.2021

# This week...

- Day 1 – Phonics sound ‘h’
- Day 2 – Phonics sound ‘b’
- Day 3 – Phonics sound ‘f’
- Day 4 – Phonics sound ‘l’
- Day 5 – Writing

# Day 1- Phonics

Can you read the sounds we have learnt so far?

s a t p i n m d g

o c k ck e u r

# Day 1- Phonics

Can you remember what these tricky words say?

the

to

into

no

go  
I

Today we are learning the  
sound h.

h


Let's have a look at some words together.

hop  
hat  
hid  
hut


Can you find the h sound in those words?

Now listen to the Jolly Phonics video for the letter h. Can you do the action at home?


<https://www.youtube.com/watch?v=pKyDl2lurqI>

**Hh** 

I like to **hop**, hop, hop,  
up and down.  
I like to hop, hop, hop,  
all around.  
I like to hop, hop, hop  
up and down -  
/h/-/h/-/h/-/h/-/h/



**Action:** Hold a hand up to your mouth, panting as if you are out of breath, and say h, h, h, h.



Now lets play the buried treasure game on phonics play.

<https://www.phonicsplay.co.uk/resources/phase/2/buried-treasure>

Click on Phase 2 - Set 1, 2, 3 and 4.



# Day 2- Phonics

Can you read the sounds we have learnt so far?

s a t p i n m d g

o c k ck e u r h

# Day 2- Phonics

Can you remember what these tricky words say?

the

to

into

no

go  
I

Today we are learning the sound “b”

b

Now listen to the Jolly Phonics video for the letter b. Can you do the action at home?

<https://www.youtube.com/watch?v=RTel4fOlqnU>

**b**

(Tune: *Camptown Races*  
Track 18)

Bring your **bat** and  
bring your ball.

/b/! /b/!

Bring your bat and  
bring your ball...  
...to the park to play!



**Action:** Pretend to hit a ball  
with a bat, and say *b, b, b, b.*



Let's have a look at some words together.

bat

bin

bus

Can you find the b letter in those words?

Now lets play the buried treasure game on phonics play.

<https://www.phonicsplay.co.uk/resources/phase/2/buried-treasure>

Click on Phase 2 - Set 1, 2, 3 and 4.

# Day 3- Phonics

Can you read the sounds we have learnt so far?

s a t p i n m d g

o c k ck e u r h b

# Day 3- Phonics

Can you remember what these tricky words say?

the

to

into

no

go  
I



Today we are learning the sound “f”

f

Now listen to the Jolly Phonics video for the letter f. Can you do the action at home?

[https://www.youtube.com/watch?v=o2zRjc9h\\_ZY](https://www.youtube.com/watch?v=o2zRjc9h_ZY)

f

(Tune: *Old MacDonald*  
Track 17)

My friends and I  
went to the beach  
with my floating fish.  
It got a hole...  
...the air came out.

/ffff/!



**Action:** Let your hands come together gently, as if an inflatable fish is deflating, and say *ffffff*.



Let's have a look at some words together.

f  
in  
f  
ab  
f  
un  
f  
ed

Can you find the f letter in those words?

Now lets play the picnic on pluto game  
on phonics play.

<https://www.phonicsplay.co.uk/resources/phase/2/picnic-on-pluto>

Click on Phase 2 - Set 1, 3, and 4.

# Day 4- Phonics

Can you read the sounds we have learnt so far?

s a t p i n m d g

o c k ck e u r h b

f

# Day 4- Phonics

Can you remember what these tricky words say?

the

to

into

no

go



I

Today we are learning the sound “l”




Now listen to the Jolly Phonics video for the letter l. Can you do the action at home?

<https://www.youtube.com/watch?v=O4-Rt2sqyrU>



**Action:** Pretend to lick a lollipop, and say *lllll*.



**l** *Tune: The Farmer in the Dell*

We lick our lollipops.  
We lick our lollipops.  
*lll-lll-lll-lll!*  
We lick our lollipops.



Let's have a look at some words together.

lid

leg

lap

lock

Can you find the l letter in those words?

Now lets play the buried treasure game on phonics play.

<https://www.phonicsplay.co.uk/resources/phase/2/buried-treasure>

Click on Phase 2 - Set 1, 2, 3 and 4.

# Day 5 – Writing

Today we are going to practise writing some words.

Look at the pictures on the following slides.

Say the words out loud and encourage your child to listen to the sounds in the words. Ask your child to write the sounds they can hear. Show them how to form the letters if needed.

# Day 5 - Writing



# Day 5 - Writing



# Day 5 - Writing



---

---

---