

English Home Learning

Week Beginning 4.10.2021

This week...

- Day 1 – Phonics sound ‘g’
- Day 2 – Phonics sound ‘o’
- Day 3 – Phonics sound ‘c’
- Day 4 – Phonics sound ‘k’
- Day 5 – Writing

Day 1- Phonics

Can you read the sounds we have learnt so far?

s a t p i n m d

Can you remember what these tricky word say?
the to into


Today we are learning the sound “g”

Now listen to the Jolly Phonics video for the letter g. Can you do the action at home?

https://www.google.com/search?q=jolly+phonics+g&rlz=1C1GCEU_enGB972GB972&oq=jolly+phonic+s+g&aqs=chrome.0.0i512l10.10727j0j7&sourceid=chrome&ie=UTF-8&safe=active&ssui=on

g (Tune: *Jimmy Crack Corn*
Track 13)

The water gurgles
down the drain.
The water gurgles
down the drain.
The water gurgles
down the drain,
with a /g/-/g/-/g/-/g/-/g/.

An illustration of a grey drain pipe set against a brick wall. Blue water is gurgling down the pipe and splashing into a silver drain grate. To the right of the drain, a small, cartoonish bee with a yellow and black striped body, black legs, and red shoes is dancing with its arms raised.

Let's have a look at some words together.

gap

tag

dig

Can you find the g letter in those words?

Day 2- Phonics


Can you read the sounds we have learnt so far?

s a t p i n m d g

Can you remember what these tricky word say?
the to into

Today we are learning the sound “o”

Today we are learning the sound “o”




Now listen to the Jolly Phonics video for the letter o. Can you do the action at home?


<https://www.youtube.com/watch?v=wyzVsq9pgHs>

O (Tune: *Old MacDonald*
Track 14)


Now it's dark,
the lights go **on**.
/o/-/o/-/o/-/o/-/o/.

Time for bed,
the lights go **off**!
/o/-/o/-/o/-/o/-/o/.



 **Action:** Pretend to turn a light switch on and off, and say o, o; o, o.

Now lets try to write the letter o, start at the top go all the way around.



Fantastic work! Now can you think of any words that begin with the letter o?

Let's have a look at some words together.

mop
top
got
dot

Can you find the o letter in those words?

Now lets play the buried treasure game on phonics play.

<https://www.phonicsplay.co.uk/resources/phase/2/buried-treasure>

Click on Phase 2 - Set 1 and 2

Day 3- Phonics


Can you read the sounds we have learnt so far?

s a t p i n m d g o

Can you remember what these tricky words say?
the to into

Today we are learning the sound "c"

Today we are learning the sound “c”

A large, bold, red uppercase letter 'C' is centered on the page. The letter is a simple, rounded shape with a consistent thickness, typical of a sans-serif font.

Now listen to the Jolly Phonics video for the letter c. Can you do the action at home?

<https://www.youtube.com/watch?v=-ZxaDdJpxns>




Action: Raise your hands and snap your fingers together, as if you are playing castanets, and say ck, ck, ck.

C *Tune: She'll be Coming Round the Mountain*

We are clicking castanets,
lcl-lcl-lcl.
We are clicking castanets,
lcl-lcl-lcl.
We are clicking castanets,
clicking castanets...
...we are clicking castanets,
lcl-lcl-lcl.



Now lets try to write the letter c, start at the top and round to the end.



Fantastic work! Now can you think of any words that begin with the letter c?

Let's have a look at some words together.

cat

cap

cot

cod

Can you find the c letter in those words?

Now lets play the picnic on pluto game
on phonics play.

<https://www.phonicsplay.co.uk/resources/phase/2/picnic-on-pluto>

Click on Phase 2 - Set 1 and 2

Day 4- Phonics

Can you read the sounds we have learnt so far?

s a t p i n m d g o c

Can you remember what these tricky word say?
the to into

Today we are learning the sound "k"

Today we are learning the sound “k”

k

Now listen to the Jolly Phonics video for the letter k. Can you do the action at home?

https://www.youtube.com/watch?v=A6Y13V_b9As




Kites are flying in the sky,
/k/-/k/-/k/.

Kites are flying in the sky,
/k/-/k/-/k/.

Kites are flying in the sky,
flying in the sky...

...kites are flying in the sky,
/k/-/k/-/k/.

Now lets try to write the letter k, start at the top, down and bounce to the middle, loop round, down and flick.



Fantastic work! Now can you think of any words that begin with the letter k?

Let's have a look at some words together.

kip
kin
Kim

Can you find the k letter in those words?

Now lets play the buried treasure game on phonics play.

<https://www.phonicsplay.co.uk/resources/phase/2/buried-treasure>

Click on Phase 2 - Set 1 and 2

Day 5 – Writing

Today we are going to practise writing some words.

Look at the pictures on the following slides.

Say the words out loud and encourage your child to listen to the sounds in the words. Ask your child to write the sounds they can hear. Show them how to form the letters if needed.

Day 5 - Writing



Day 5 - Writing



Day 5 - Writing