

English Home Learning

Week Beginning 01.11.2021

This week...

- Day 1 – Phonics sound 'ss'
- Day 2 – Phonics sound 'll'
- Day 3 – Phonics sound 'ff'
- Day 4 – Writing
- Day 5 – Writing

Day 1- Phonics

Can you read the sounds we have learnt so far?

s a t p i n m d g

o c k ck e u r h b

f

Day 1- Phonics

Can you remember what these tricky words say?

the

to

into

no

go

I

Today we are learning the sound ss. There are 2 letters but it only makes 1 sound.

SS

Let's have a look at some words together.

hiss

pass

loss

mess

Can you find the ss sound in those words?

Now lets play the buried treasure game on phonics play.

<https://www.phonicsplay.co.uk/resources/phase/2/buried-treasure>

Click on Phase 2 - Set 1, 2, 3 and 4.

Day 2- Phonics

Can you read the sounds we have learnt so far?

s a t p i n m d g

o c k ck e u r h b

f ss

Day 2- Phonics

Can you remember what these tricky words say?

the


to

into

no

go
I

Today we are learning the sound “ll” There are 2 letters but it only makes 1 sound.



Let's have a look at some words together.

bell
till
hill
fell

Can you find the ll sound in those words?

Now lets play the buried treasure game on phonics play.

<https://www.phonicsplay.co.uk/resources/phase/2/buried-treasure>

Click on Phase 2 - Set 1, 2, 3 and 4.

Day 3- Phonics

Can you read the sounds we have learnt so far?

s a t p i n m d g

o c k ck e u r h b

f ss ll

Day 3- Phonics

Can you remember what these tricky words say?

the

to

into

no

go

I

Today we are learning the sound “ff”
There are 2 letters but it only makes 1
sound.

ff

Let's have a look at some words together.

huff
puff
off

Can you find the ff sound in those words?

Now lets play the picnic on pluto game
on phonics play.

<https://www.phonicsplay.co.uk/resources/phase/2/picnic-on-pluto>

Click on Phase 2 - Set 1, 3, and 4.


Day 4 - Writing

Today we are going to practise writing some words.

Look at the pictures on the following slides.

Say the words out loud and encourage your child to listen to the sounds in the words. Ask your child to write the sounds they can hear. Show them how to form the letters if needed.

Day 4 - Writing



Day 4 - Writing



Day 4 - Writing



Day 5 - Writing

Today we are going to practise writing some more words.

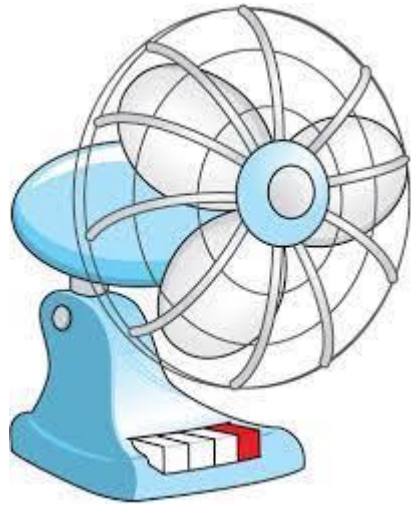
Look at the pictures on the following slides.

Say the words out loud and encourage your child to listen to the sounds in the words. Ask your child to write the sounds they can hear. Show them how to form the letters if needed.

Day 5 - Writing



Day 5 - Writing



Day 5 - Writing