Curriculum

Week Commencing: 4.10.2021

Monday 4th Oct 2021 Newsround

Use the link below to watch today's Newsround:

https://www.bbc.co.uk/newsround



Click on Watch Newsround

PE

https://www.youtube.com/watch?v=-yI7PU5Sxj0

Let's revisit PE with Joe for our work out!
Choose your workout from the options on the right

Spellings and WOTW

Week 4

How does this word capture the readers interest?

Words of the week

Tremble

Word:
Tremble

Word class:
Verb

Definition:
To shake in a way that you cannot control, especially because you are very nervous, excited, frightened, etc.

In context:
George began to tremble (Page 10)

Synonyms:
shake

Longer

Spelling Test - Week 4

1. It is _____ to steal from any shop.
2. The notes that my brother left me with were _____.
3. Jurgen Klopp replacing Jota with Firminho seemed _____
4. A surprising percentage of the population are _____.
5. The shop was prosecuted for selling _____ products.
6. In Mathematics, we were learning about _____pentagons.
7. Tom was beginning to make numerous _____questions.
8. In year 4, its very important that we are not _____.
9. Frank Lampard sometimes made _____decisions.
10. The food in the school canteen was _____.

Shorter

Spelling Test Week 4

1. Mr Mahmood was very happy with the Chelsea FC _____.
2. Leeds have the _____ over Liverpool in the premier league.
3. Chelsea Football Club's stadium was called Stamford _____.
4. Toby managed to _____most of the pillows thrown at him.
5. Mrs Kaur loved chocolate _____cake.
6. Cristiano Ronaldo was very good at football for his _____.

Week 4 - Answers

Shorter list

1. badge
2. edge
3. bridge
4. dodge
5. fudge
6. Age

Longer List

1. Illegal
2. Illegible
3. Illogical
4. Illiterate
5. Illicit
6. Irregular
7. Irrelevant
8. Irresponsible
9. Irrational
10. Irresistible

Spelling rule:

Shorter list

The sound /j/ often spelt with g before e, I and y.

The sound /j/ always spelt with 'j' before a, o and u.

Longer List

Homophones and near homophones

For example,

Medal and meddle

Week 5 - New Spellings

Shorter list

1. Gem
2. Giant
3. Magic
4. Giraffe
5. Energy
6. Jacket

Longer List

1. Medal
2. Meddle
3. Missed
4. Mist
5. Scene
6. Seen
7. Board
8. Bored
9. Which
10. Witch

Monday 4th Oct 2021

Spanish

Me Presento (Presenting Myself)

This unit will teach us the necessary language to enable us to present ourselves accurately in Spanish. The unit covers saying who we are, how old we are, where we live and where we are from. We'll also learn how to ask someone else the same questions.

https://www.languageangels.com/homeschool/

Complete lesson 4 in Unit 3!
Then click on 'play games', choose your device, then click on Spanish and then 'medium challenge'.

Username:
Horton1344
Password:
lahome

Monday 4th Oct: Music

https://www.bbc.co.uk/teach/ks2-music/zfv96v4

Click here and complete ‘Compose Yourself’ for your music lesson this week.

Well done for completing Day 1 .

Please take a photograph of your completed work and send it to your class teacher on the class email address below. We can then send you some feedback on the great work you have completed.

4A@hortongrangeacademy.co.uk

4B@hortongrangeacademy.co.uk

4C@hortongrangeacademy.co.uk

Tuesday 5th Oct 2021 Newsround

Use the link below to watch today's Newsround:

https://www.bbc.co.uk/newsround



Click on Watch Newsround

Times Tables

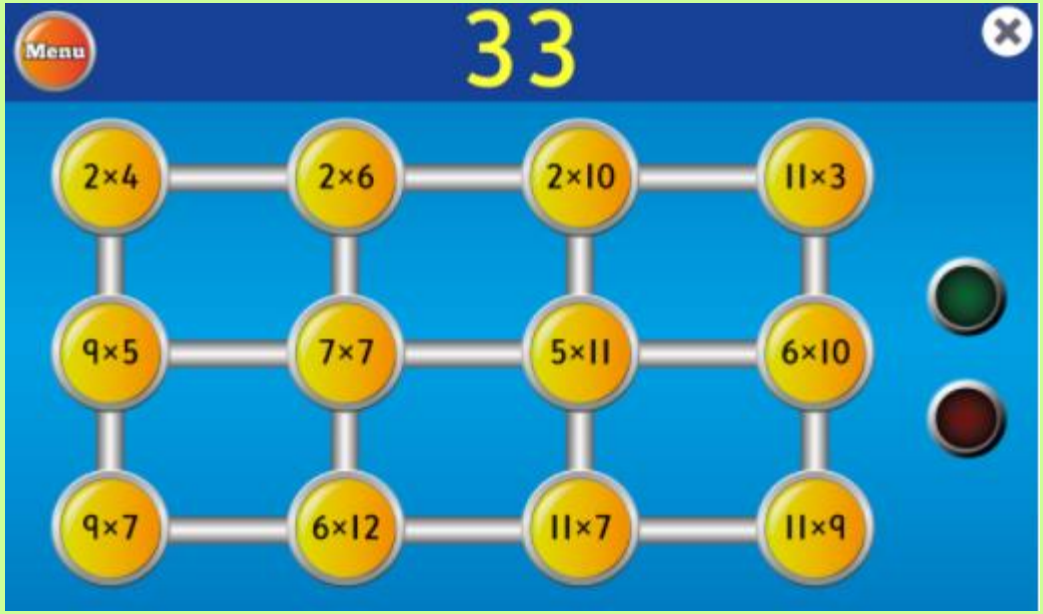

Click on the link to learn your times tables.

How many can you score on Hit the Button?

https://www.topmarks.co.uk/maths-games/hit-the-button

PE

Make sure you warm up your body!

Which organs are important?

Why do we need to warm up?

PE

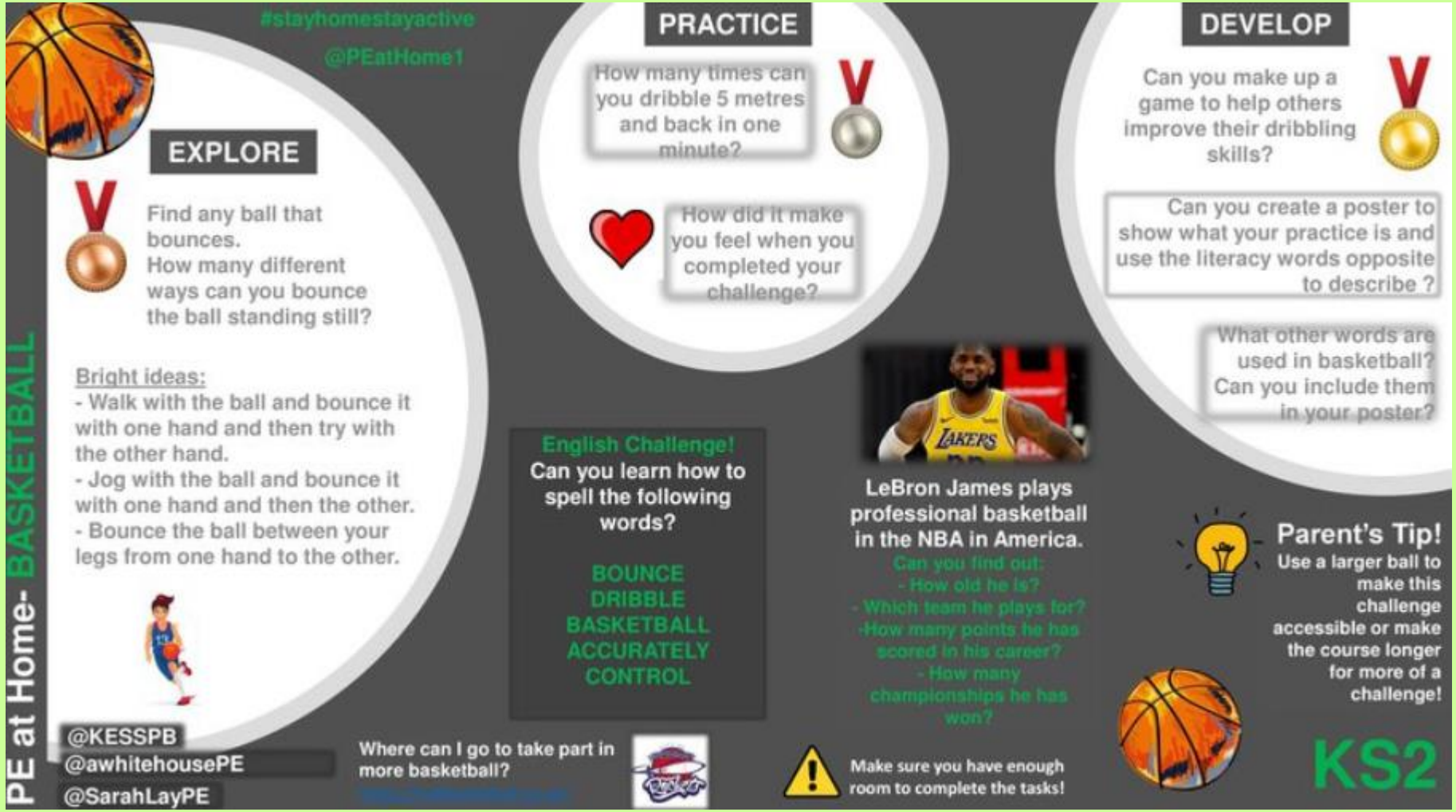
#stayhomestayactive
@PEatHome1
PE at Home- BASKETBALL
EXPLORE
Find any ball that bounces.
How many different ways can you bounce the ball standing still?
Bright ideas:
- Walk with the ball and bounce it with one hand and then try with the other hand.
- Jog with the ball and bounce it with one hand and then the other.
- Bounce the ball between your legs from one hand to the other.
PRACTICE
How many times can you dribble 5 metres and back in one minute?
How did it make you feel when you completed your challenge?
English Challenge!
Can you learn how to spell the following words?
BOUNCE
DRIBBLE
BASKETBALL
ACCURATELY
CONTROL
LeBron James plays professional basketball in the NBA in America.
Can you find out:
- How old he is?
- Which team he plays for?
-How many points he has scored in his career?
- How many championships he has won?
DEVELOP
Can you make up a game to help others improve their dribbling skills?
Can you create a poster to show what your practice is and use the literacy words opposite to describe ?
What other words are used in basketball? Can you include them in your poster?
Parent's Tip!
Use a larger ball to make this challenge accessible or make the course longer for more of a challenge!
KS2
@KESSPB
@awhitehousePE
@SarahLayPE
Where can I go to take part in more basketball?
Make sure you have enough room to complete the tasks!

Tuesday 5th Oct: PSHE

PSHE

Me and My Relationships

RECAP!

What does collaboration mean?

Why is it important?

When do you collaborate?

DIFFERENT FEELINGS

IN PAIRS DISCUSS:

How might you feel in this place?

Write down your ideas on your WB's

DIFFERENT FEELINGS

IN PAIRS DISCUSS:

How might you feel in this place?

Write down your ideas on your WB's

DIFFERENT FEELINGS

IN PAIRS DISCUSS:

How might you feel in this place?

Write down your ideas on your WB's

DIFFERENT FEELINGS

IN PAIRS DISCUSS:

How might you feel in this place?

Write down your ideas on your WB's

DIFFERENT FEELINGS

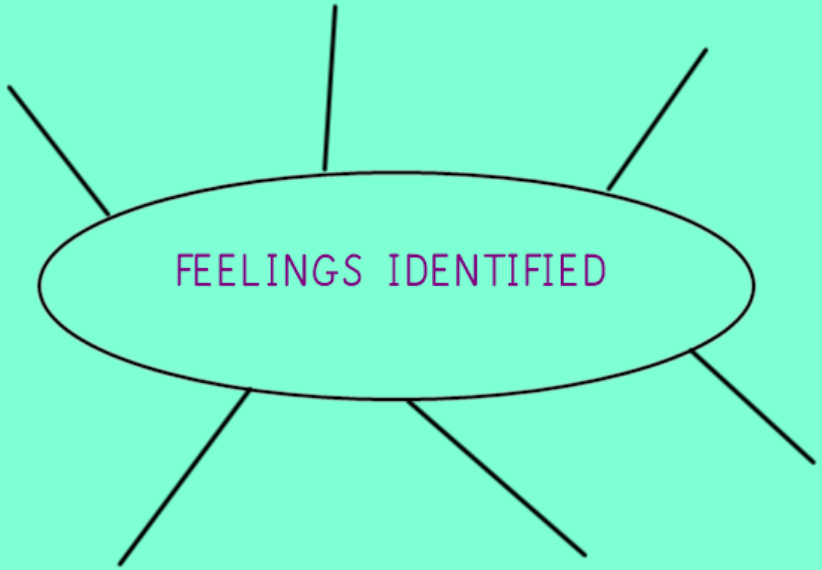

What did we think for each picture?

Are there similar feelings for each scenario?

Can we feel two different feelings at once?

DIFFERENT FEELINGS

Do we always experience the same feelings as other people?

Is this ok?

EXAMPLE: One person might feel excited at an airport but another, might feel nervous because they might feel anxious about flying.

BUT the person who is nervous might also be excited about going on holiday!

WHAT MIGHT YOU SAY TO SOMEONE WHO IS NERVOUS?

DIFFERENT FEELINGS

How would we know if someone was feeling a certain way? For example, if someone was excited, what would you see that would tell you this?

DIFFERENT FEELINGS: TASK IN BOOKS

NERVOUS

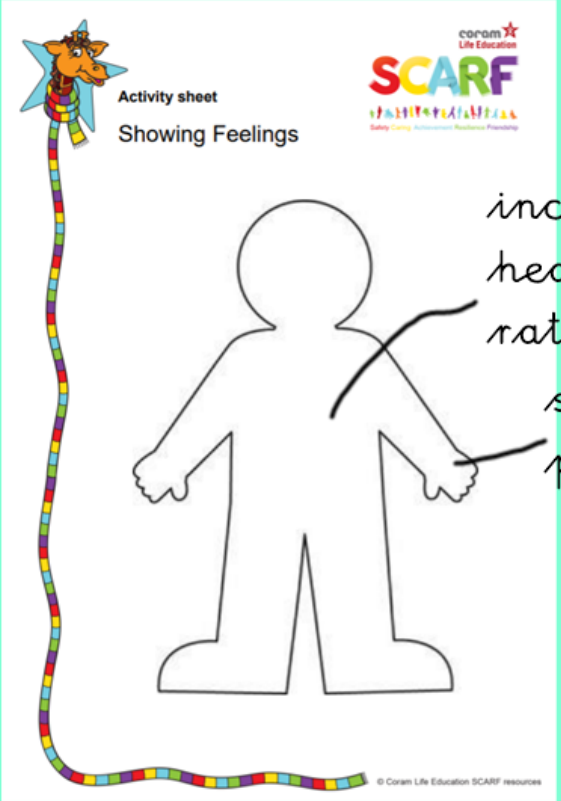

increased heart rate

sweaty palms

You will choose ONE feeling from your list:
ANNOTATE your person with how they might respond to each feeling.

Well done for completing Day 2 .

Please take a photograph of your completed work and send it to your class teacher on the class email address below. We can then send you some feedback on the great work you have completed.

4A@hortongrangeacademy.co.uk

4B@hortongrangeacademy.co.uk

4C@hortongrangeacademy.co.uk

Weds 6th 2021 Newsround

Use the link below to watch today's Newsround:

https://www.bbc.co.uk/newsround



Click on Watch Newsround

Wednesday 6th Oct 2021

P.E – Using our Body

Remember to WARM UP

Why is it important to warm up?

What happens to our heart?

What else should we do to our muscles?

Watch this video and complete the warm up to prepare you for today's PE lesson!
https://kidactivities.net/11-fun-pe-warm-up-games-and-exercises-for-kids/

Continue with the 10 minute circuit – can you do this again and beat your time?

https://www.youtube.com/watch?v=Vg_UXGTNJyA

Wednesday 6th Oct
Handwriting

"sce"

Remember - join all your letters and leave space in between so they are legible this means readable.

Remember, take your pencil up to the top of the next letter to join and ensure you create a space between your letters.

'sce'

Join each letter and make sure that they are the same size, sitting between the lines.

What a fascinating

scene!

Well done for completing Day 3 .

Please take a photograph of your completed work and send it to your class teacher on the class email address below. We can then send you some feedback on the great work you have completed.

4A@hortongrangeacademy.co.uk

4B@hortongrangeacademy.co.uk

4C@hortongrangeacademy.co.uk

Thursday 6th Oct 2021 Newsround

Use the link below to watch today's Newsround:

https://www.bbc.co.uk/newsround



Click on Watch Newsround

Thursday 7th Oct: Science

Science

Animals including Humans

Thursday 7th October 2021

The Human Body: Teeth

STARTER: What kind of teeth would I need to eat.....Why?

Re-Cap: Can you remember?

Digestive System

Humans digest food. They have a digestive system that allows them to do this. Without digestion, we could not absorb food into our bodies and use it.

What does digest mean?

Break down food so it can be used by the body.

What is the digestive system?

System of organs that get food in and out of the body and which make use of the food to keep the body healthy.

FEEL YOUR TEETH WITH YOUR TONGUE....

Do they all feel the same?

Why? Why not? DISCUSS!

ARE THESE YOUR TEETH?

Who might this set of teeth belong to?

What type of animal? Why?

Let's explore! Are you ready to be a scientist?

What will happen when you take a bite of your apple?

Make a prediction with your partner!

Take a bite! What happens in your mouth? Chew slowly, describe the process, what can you feel?

Let's explore! Are you ready to be a scientist?

NOW!!

STOP! Take a second bite, chew this only with your front teeth.

Now what is happening? Which was the easier chew?

Human Teeth and their roles.

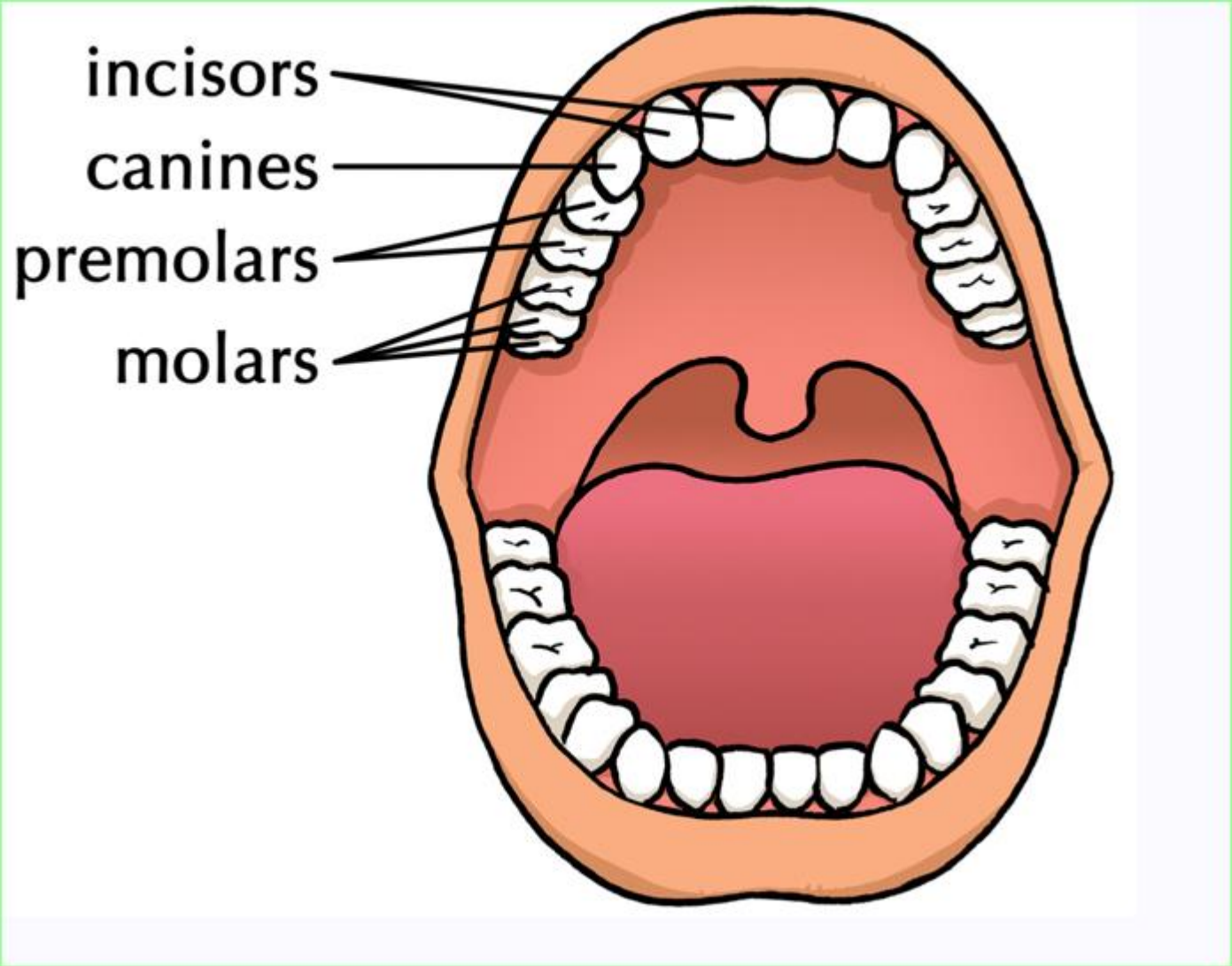

https://kidshealth.org/en/kids/teeth-movie.html play the video for more!

Incisors

How many do we have?

Humans have 8 incisors altogether; 4 in the upper jaw and 4 in the lower jaw.

Shape

Incisors are shovel shaped

Function:

Used for biting and cutting food

Canines

How many do we have?

Humans have 4 canine teeth, one in each quarter of the mouth, on either side of the incisors.

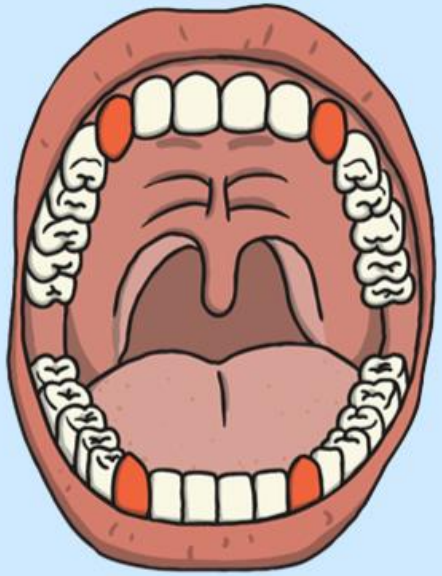

Shape

Canines are pointy

Function:

Used for tearing and ripping food

Premolars

How many do we have?

Humans have 8 premolars, two in each quarter of the mouth. They are between the canine tooth and the molars.

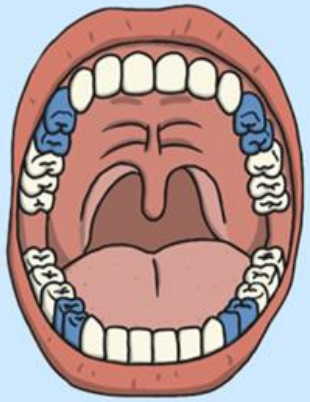

Shape

Premolars are small and flat

Function:

Used for holding and crushing food

Molars

How many do we have?

Humans have 8 molars, two in each quarter of the mouth. They are at the back of the mouth behind the premolars.

Shape

Incisors are large and flat.

Function:

Used for grinding food.

Wisdom Teeth

How many do we have?

Humans can have up to 4 wisdom teeth, although not everyone has them. There is 1 in each quarter of the mouth behind the molars

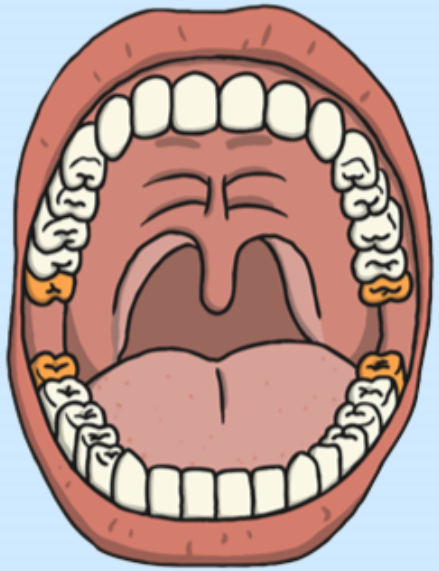

Shape

Wisdom teeth are large and flat

(They are just a third molar).

Function:

Does not have one now! Some scientists think that human ancestors needed a third molar to help grind down plant tissue from thicker leaves when humans still ate them. Since the diet of humans has changed we don't need them.

As the human diet changed our mouths have become smaller. This is the reason why many people have their wisdom teeth extracted - taken out - as there is no real room for a wisdom tooth so it tends to grow inward and can become a problem.

TASK – Label the teeth. Draw the mouth in your book and label each tooth.

Well done for completing Day 4 !

Please take a photograph of your completed work and send it to your class teacher on the class email address below. We can then send you some feedback on the great work you have completed!

4A@hortongrangeacademy.co.uk

4B@hortongrangeacademy.co.uk

4C@hortongrangeacademy.co.uk

Friday 7th Oct 2021 Newsround

Use the link below to watch today's Newsround:

https://www.bbc.co.uk/newsround



Click on Watch Newsround

Friday 7th Oct 2021

Science

Animals including Humans

Friday 8th October 2021

Food Chains

STARTER: EAT ME! Who eats who??

Re-Cap: Human Teeth

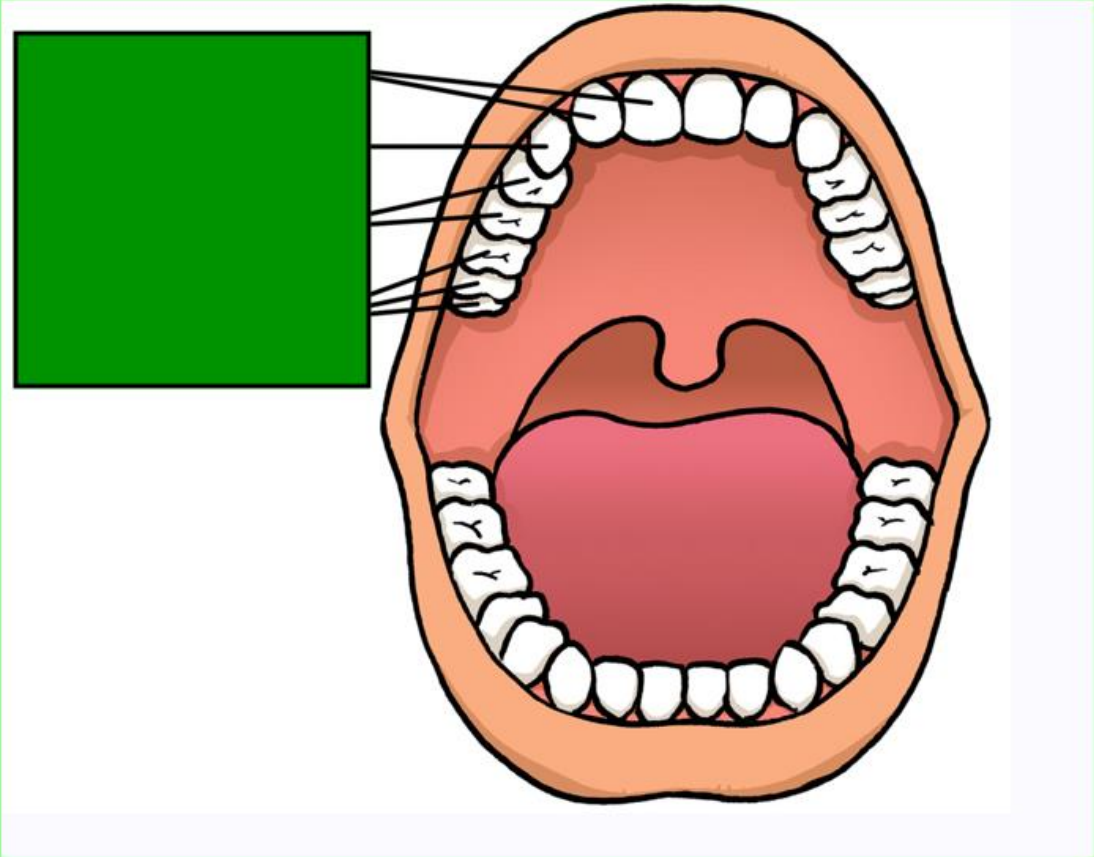

Can you name the different teeth AND say what their function is?

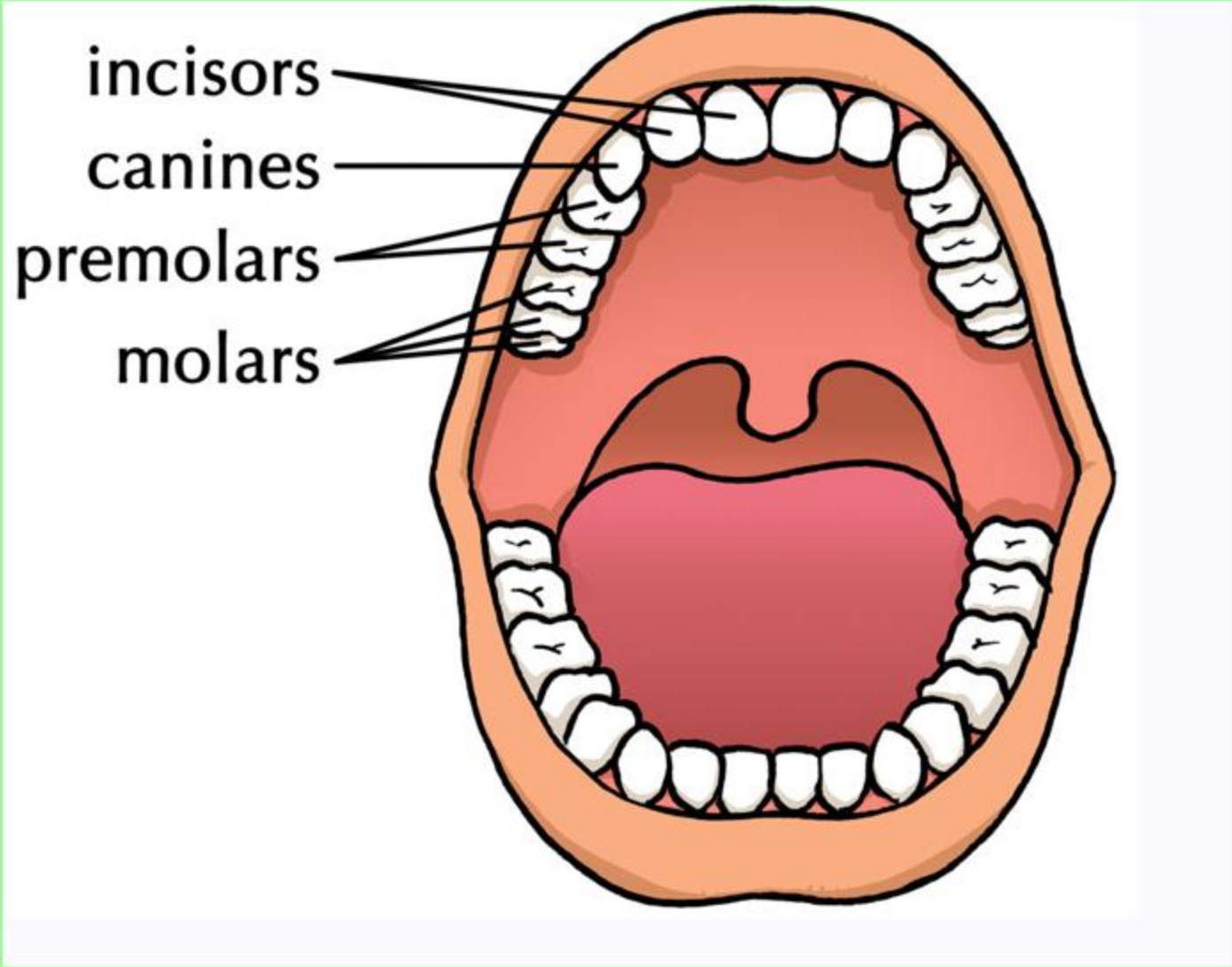
incisors
canines
premolars
molars

FOOD CHAINS

What do you think this is?

Are they important? Why?

CLICK ME!

https://www.bbc.co.uk/bitesize/clips/z8hxpv4

Animals get energy and nutrients by eating other animals or plants. For example:

caterpillars eat leaves

mice eat caterpillars

owls eat mice

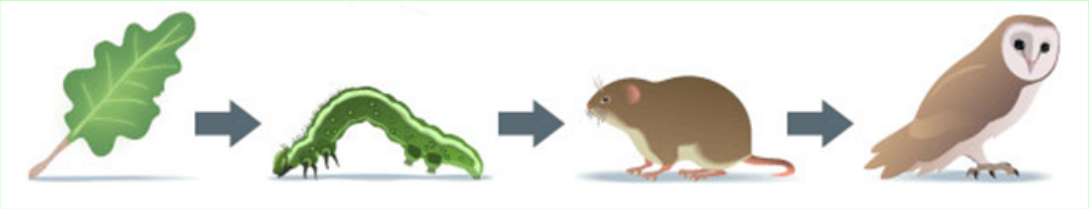

These links between animals and plants are called **food chains**.

The arrow means 'is eaten by'.

Nearly all food chains start with a green plant.

Producers

Plants are called producers because they make their own food. They are at the start of a food chain.

Plants get their energy from the Sun.

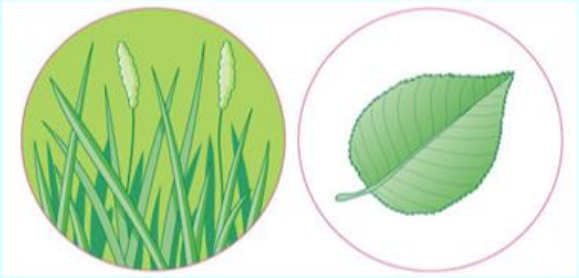

Consumers

Animals are called consumers because they eat other plants and animals.



WHY ARE FOOD CHAINS IMPORTANT?

A **predator** is an animal that eats other animals.

The animals that predators eat are called **prey**.

Predators are found at the end of a food chain.



What is happening in this picture?

Who is the predator and who is the prey?

What would happen if there were no rabbits?

WHY ARE FOOD CHAINS IMPORTANT?

LOOK AT THE FOOD CHAIN BELOW

What is happening?

What might the words used to describe the animals mean?



Producer/Autotroph	Consumer	Consumer	Consumer
	Primary Consumer	Secondary Consumer	Tertiary Consumer
	Prey	Predator/Prey	Predator
	Detritivore	Omnivore	Carnivore

An animal that feeds on detritus; gravel, sand or silt

TASK

STORMS: Complete the task below, draw the food chain in your books and label each animal .

|I. Look at the food chain below. Draw the food chain in your books, write what they are and draw the arrows.

a. What is the producer?

b. What is the predator?

c. What is the prey?

Further Challenge:

I. Make a food chain below with you (a human) in it

Hotter & On fire

1. Look at the food chain below, write it out in your books and draw the arrows. Write below if they are a producer, predator or prey.

Grass

Caterpillar

Sparrow

Hawk

a. What do the arrows show?

b. Explain what is happening in the food chain above

2. green plants → mouse → wild cat → lion

a. Where do the green plants get their energy from as a producer?

b. What in the food chain above is the secondary consumer? Why?

3. Order and draw a **snake**, **grasshopper**, **plant** and **frog** below into a food chain. Label them producer or consumers.

What would happen in the food chain if there were suddenly fewer grasshoppers?

CLASS CHALLENGE

What have we learned?

CLICK ME FOR A QUIZ!

https://www.bbc.co.uk/bitesize/clips/z8hxpv4

Well done for completing Day 5 !

Please take a photograph of your completed work and send it to your class teacher on the class email address below. We can then send you some feedback on the great work you have completed!

4A@hortongrangeacademy.co.uk

4B@hortongrangeacademy.co.uk

4C@hortongrangeacademy.co.uk

Well done for completing your curriculum home learning Year 4!

Don't forget to send your completed work over to your class teacher:

Class 4A:
4A@hortongrangeacademy.co.uk

Class 4B:
4B@hortongrangeacademy.co.uk

Class 4C:
4C@hortongrangeacademy.co.uk

Have a lovely weekend!