

Maths Home Learning

Week Beginning 28.06.2021

This week...

- Day 1 - Comparing Numbers
- Day 2 - Addition using pictures
- Day 3 - Addition as learning through play
- Day 4 - Addition using numbers

Day 1 - Comparing Numbers

Which group has the most?

Which group has the least?




Task: Your turn!

Using two plates and pasta make a most and least challenge for your grown ups at home.



Day 2 - Addition using pictures

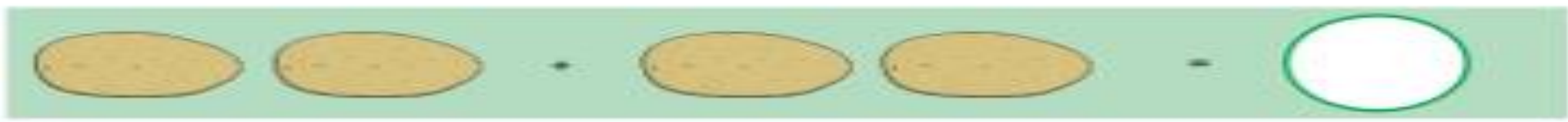
Addition is combining 2 or more numbers together to find the total amount.



Can you solve the number problems on the next slide in your home learning book, using the cross out method.


~~4~~ broccoli + ~~3~~ carrots = 7

1





Day 3 - Addition as learning through play

Addition is combining 2 or more numbers together to find the total amount.



Can you try any of these activities at home to practise your addition skills.




Day 4 Addition using numbers

Addition is combining 2 or more numbers together to find the total amount.



This symbol/sign means add



Today we are going to solve addition problems that include numbers. Please can you record the answers to the number problems in your Home Learning Book.

You could use items from around your house to help you such as pieces of pasta or small toys, or you could put the first number in your head and count on using your fingers to find the answer.

$$8 + 2 =$$

Or you could draw eight dots, then two dots and count how many dots there are altogether.

$$\begin{array}{c} \cdot \\ \cdot \\ \cdot \\ \cdot \\ \cdot \\ \cdot \\ \cdot \\ \cdot \end{array} + \begin{array}{c} \cdot \\ \cdot \end{array} =$$

Can you solve the following number problems in your home learning books.

$$7 + 5 =$$

$$5 + 6 =$$

$$8 + 2 =$$

$$7 + 5 =$$

$$9 + 1 =$$

$$4 + 6 =$$

Don't forget to email your work to your teacher!

ra@hortongrangeacademy.co.uk - Miss Bedford

rb@hortongrangeacademy.co.uk - Miss Beaumont

rc@hortongrangeacademy.co.uk - Mrs Greenwood