

Maths Home Learning

Week Beginning 07.06.2021

This week...

- Day 1 - Making Predictions
- Day 2 - Addition using objects
- Day 3 - Addition using numicon
- Day 4 - Addition using pictures
- Day 5 - Addition using numbers

Day 1 - Making Predictions

Join in with the number songs below.

[Five Currant Buns In A Baker's Shop | 5 | NURSERY RHYME | RainbowRabbit | Counting Song | - YouTube](#)


[Five Little Speckled Frogs | Nursery Rhymes | from LittleBabyBum! - YouTube](#)

[Five Little Ducks | Kids Songs | Super Simple Songs - YouTube](#)

Can you guess how many are left when one is taken away?

Day 2 - Addition using objects

Addition is combining 2 or more numbers together to find the total amount.



Day 2 Addition using objects


This symbol/sign means add



Farmer Pete needs some help to
count all of his farm animals!

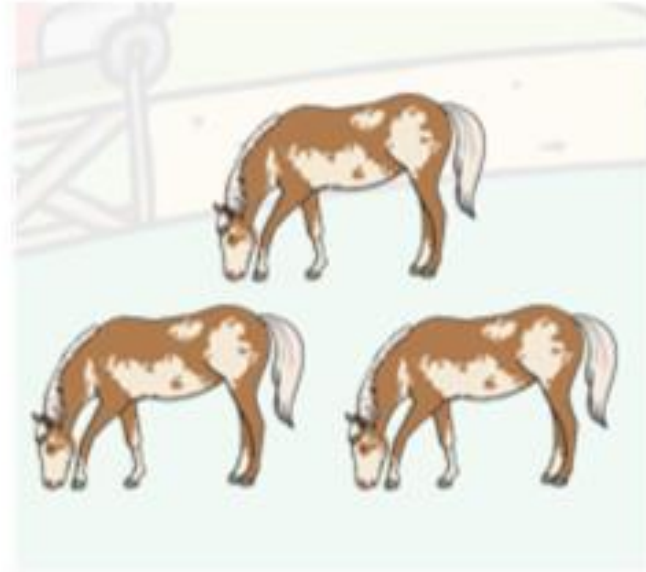



Pete has 3 pigs and 1 duck. How many animals does he have altogether?



$$3 + 1 = 4$$

Pete has 4 cows and 3 horses.
How many animals does he have
altogether?



$$4 + 3 = 7$$

Pete has 4 sheep and 1 goat. How many animals does he have altogether?



$$4 + 1 = 5$$

Pete has 1 cow and 2 lambs. How many animals does he have altogether?



$$1 + 2 = 3$$

Task: Your turn!

Find 2 plates and 10 objects (cubes/stock cubes/paperclips/playdough balls/ pieces of pasta)

Example:



4

+



2

=

Complete the number sentences on the next slide using your plates to help you.

Complete the number sentences using your plates and objects to help you.

$$6 + 2 =$$


$$3 + 4 =$$

$$5 + 1 =$$


$$2 + 2 =$$


Day 3 - Addition using numicon

Addition is combining 2 or more numbers together to find the total amount.




This symbol/sign means add






5

+



2

=



7

We are using numicon to help us add 2 numbers together.



2

+




1

=




3




3

+




2

=



5




4

+



3

=



7

Task: Draw the numicon pieces in your book and or write the answer to each number sentence after the equals sign.

$$\begin{array}{|c|} \hline \begin{array}{c} \square \square \\ \square \end{array} + \begin{array}{c} \square \end{array} = \\ \hline \end{array}$$

$$\begin{array}{|c|} \hline \begin{array}{c} \square \\ \square \square \end{array} + \begin{array}{c} \square \square \\ \square \end{array} = \\ \hline \end{array}$$


$$\begin{array}{|c|} \hline \begin{array}{c} \square \square \\ \square \square \end{array} + \begin{array}{c} \square \\ \square \square \end{array} = \\ \hline \end{array}$$

$$\begin{array}{|c|} \hline \begin{array}{c} \square \\ \square \square \\ \square \square \end{array} + \begin{array}{c} \square \square \\ \square \end{array} = \\ \hline \end{array}$$

$$\begin{array}{|c|} \hline \begin{array}{c} \square \square \\ \square \square \\ \square \square \end{array} + \begin{array}{c} \square \end{array} = \\ \hline \end{array}$$

Further Challenge: Write the number sentence under each question.

Example:




$$2 + 1 = 3$$

Day 4 Addition using Pictures


Watch the Numberblocks video below:

<https://www.bbc.co.uk/iplayer/episode/b08r3xqq/numberblocks-series-2-numberblock-castle>


Count the total number of spots the ladybird has on each wing to find the answer to the number sentence.




$$6 + 2 = 8$$




$$5 + 1 = 6$$



$$4 + 3 = 7$$




$$7 + 3 = 10$$




$$5 + 5 = 10$$


Task: Count how many spots the ladybird has altogether and write the answer to the number sentence in your book.




$$3 + 2 =$$




$$4 + 3 =$$



$$3 + 5 =$$



$$4 + 2 =$$




$$5 + 4 =$$

Day 5 Addition using numbers

Addition is combining 2 or more numbers together to find the total amount.



This symbol/sign means add



Let's count to 10 !

1 2 3 4 5 6 7 8 9 10

Now start at 5 and count on to 10

Now start at 7 and count on to 10

Now start at 3 and count on to 10

Put the first number in your head and count on from that number to find how many altogether.



8

Put the first number in your head and count on from that number to find how many altogether.



Put the first number in your head and count on from that number to find how many altogether.



Put the first number in your head and count on from that number to find how many altogether.



Task: Complete these number sentences in your book:

$4 + \text{[two wildebeests]} =$

$7 + \text{[two giraffes]} =$

$3 + \text{[four elephants]} =$

$6 + \text{[three lizards]} =$

$5 + \text{[four ostriches]} =$

Remember to put the first number in your head and count on!

Don't forget to email your work to your teacher!

ra@hortongrangeacademy.co.uk - Miss Bedford

rb@hortongrangeacademy.co.uk - Miss Beaumont

rc@hortongrangeacademy.co.uk - Mrs Greenwood