

# Phonics Home Learning

Week Beginning 26.04.2021

# This week...

- Day 1 - Learning to blend with d



- Day 2 - Learning to blend with g



- Day 3 - Learning to blend with o



- Day 4 - Learning to blend with c



- Day 5 - Tricky words.

# Day 1: Learning to blend with d.

Click on the link to see Miss Bedford go through your lesson today.

<https://youtu.be/go-YXEogTRo>



Let's do the speed read together!



# We are learning ...



Capital Letter

D

Lowercase Letter

d

Now pause the video and write the capital letter and lowercase letter 3 times in your book.



Can you read these words below:



dad



sad



dim



din



did



Sid



Now pause the video and write these words into your book.

Time for a CHALLENGE!!! Lets read the sentences.



A red rug.

Get to the top.



Now pause the video and write these sentences into your book.



Time for a CHALLENGE!!!

Can you read these words below:

damp  
● ● ● ●

drop  
● ● ● ●

stand  
● ● ● ●

blend  
● ● ● ● ●



Now pause the video and write these words into your book.





Phonics part 2!

Now click below for the rest of your phonics lesson.

<https://www.youtube.com/watch?v=fDSFmsTGsnc>

# Don't forget to email your work to your teacher!



- [ra@hortongrangeacademy.co.uk](mailto:ra@hortongrangeacademy.co.uk) - Miss Bedford
- [rb@hortongrangeacademy.co.uk](mailto:rb@hortongrangeacademy.co.uk) - Miss Beaumont
- [rc@hortongrangeacademy.co.uk](mailto:rc@hortongrangeacademy.co.uk) - Mrs Greenwood

# Day 2: Learning to blend with g.

Click on the link to see Miss Bedford go through your lesson today.

<https://youtu.be/Y4DdsrJS1jU>



Let's do the speed read together!



# We are learning ...



Capital Letter

G

Lowercase Letter

g

Now pause the video and write the capital letter and lowercase letter 3 times in your book.



Can you read these words below:



tag  
● ● ●

dig  
● ● ●

pig  
● ● ●

gap  
● ● ●

nag  
● ● ●

gas  
● ● ●



Now pause the video and write these words into your book.

Time for a CHALLENGE!!! Lets read the sentences.



Socks on a mat.

A cap on a peg.

A run in the sun.



Now pause the video and write these sentences into your book.



Time for a CHALLENGE!!!

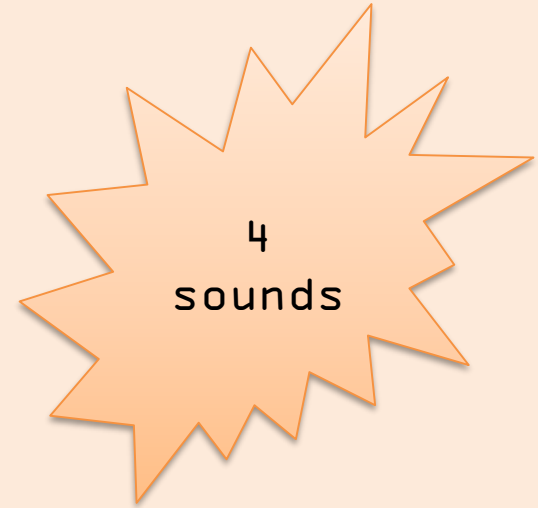
Can you read these words below:

gulp

grab

glass

grip



Now pause the video and write these words into your book.





Phonics part 2!

Today I would like you to watch out for the g sound on alphablocks.

[https://www.youtube.com/watch?v=f94zslyse1M&ab\\_channel=PhonicsLaRioja](https://www.youtube.com/watch?v=f94zslyse1M&ab_channel=PhonicsLaRioja)



# Don't forget to email your work to your teacher!

- [ra@hortongrangeacademy.co.uk](mailto:ra@hortongrangeacademy.co.uk) - Miss Bedford
- [rb@hortongrangeacademy.co.uk](mailto:rb@hortongrangeacademy.co.uk) - Miss Beaumont
- [rc@hortongrangeacademy.co.uk](mailto:rc@hortongrangeacademy.co.uk) - Mrs Greenwood

# Day 3: Learning to blend with o.

Click on the link to see Miss Bedford go through your lesson today.

<https://youtu.be/rylz7LnREIk>



Let's do the speed read together!



# We are learning ...



Capital Letter

O

Lowercase Letter

o

Now pause the video and write the capital letter and lowercase letter 3 times in your book.



Can you read these words below:



on



got



not



pot



top



dog



pop



Mog



Now pause the video and write these words into your book.



Time for a CHALLENGE!!! Lets read the sentences.



Rats on a sack.

A pup in the mud.



Now pause the video and write these sentences into your book.

Time for a CHALLENGE!!!

Can you read these words below:



soft



pond



cost



stop



Now pause the video and write these words into your book.





Phonics part 2!

Now click below for the rest of your phonics lesson.

<https://www.youtube.com/watch?v=D6ehq9guGYA>



# Don't forget to email your work to your teacher!

- [ra@hortongrangeacademy.co.uk](mailto:ra@hortongrangeacademy.co.uk) - Miss Bedford
- [rb@hortongrangeacademy.co.uk](mailto:rb@hortongrangeacademy.co.uk) - Miss Beaumont
- [rc@hortongrangeacademy.co.uk](mailto:rc@hortongrangeacademy.co.uk) - Mrs Greenwood

# Day 4: Learning to blend with c.

Click on the link to see Miss Bedford go through your lesson today.

<https://youtu.be/3z5CHSoxLqM>



Let's do the speed read together!



# We are learning ...



Capital Letter

C

Lowercase Letter

c

Now pause the video and write the capital letter and lowercase letter 3 times in your book.



Can you read these words below:



can



cot



cap



cod



cop



cat



Now pause the video and write these words into your book.

Time for a CHALLENGE!!! Lets read the sentences.



Run to the den.

Mugs and cups.

An egg in an egg cup.



Now pause the video and write these sentences into your book.

Time for a CHALLENGE!!!

Can you read these words below:



camp



clap



crisp



crust



Now pause the video and write these words into your book.





Phonics part 2!

Now click below for the rest of your phonics lesson.

[https://www.youtube.com/watch?v=xnOfoSe18Dg&ab\\_channel=PhonicsLaRioja](https://www.youtube.com/watch?v=xnOfoSe18Dg&ab_channel=PhonicsLaRioja)



# Don't forget to email your work to your teacher!

- [ra@hortongrangeacademy.co.uk](mailto:ra@hortongrangeacademy.co.uk) - Miss Bedford
- [rb@hortongrangeacademy.co.uk](mailto:rb@hortongrangeacademy.co.uk) - Miss Beaumont
- [rc@hortongrangeacademy.co.uk](mailto:rc@hortongrangeacademy.co.uk) - Mrs Greenwood

# Day 5: Tricky words

Click on the link to see Miss Bedford go through your lesson today.

<https://youtu.be/GFYGV6bfdRY>

Lets sing the tricky words song together  
to warm up our brains.



We are learning the tricky words:



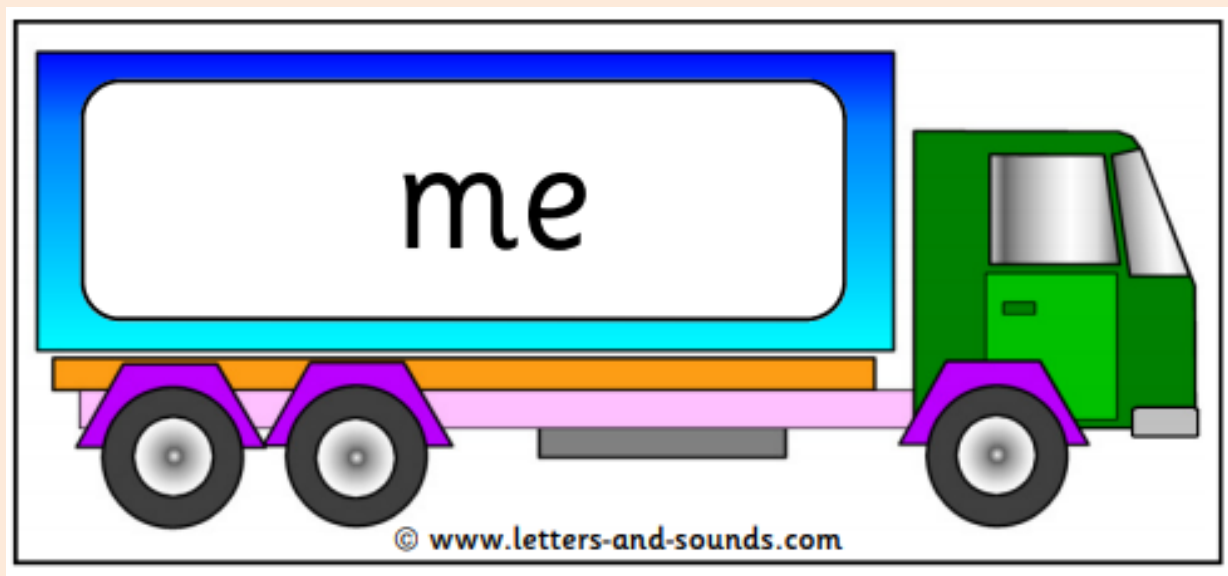
Now pause the video and write this word into your book.

We are learning the tricky words:




Now pause the video and write this word into your book.

We are learning the tricky words:



Now pause the video and write these words into your book.

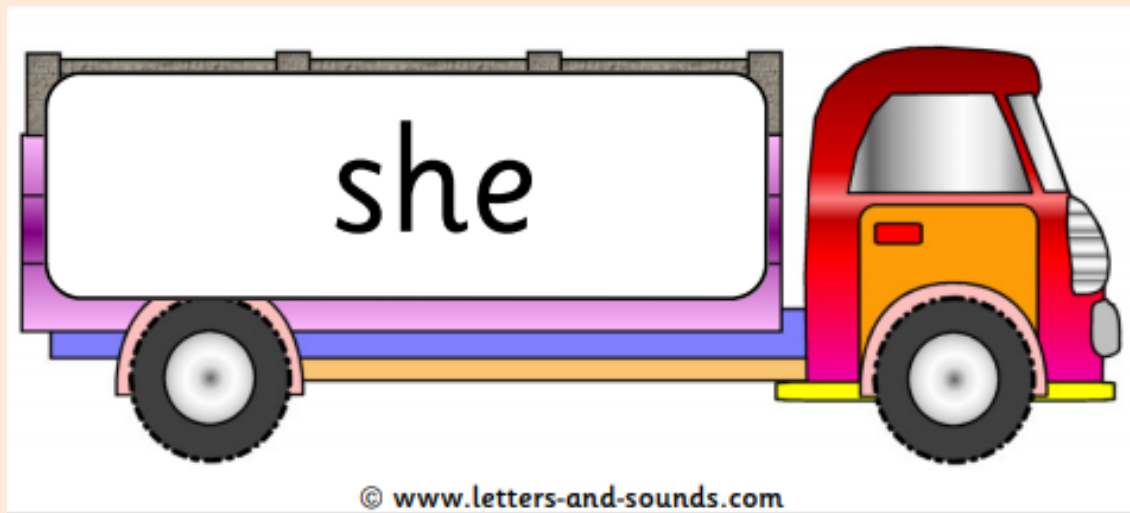
We are learning the tricky words:



Now pause the video and write these words into your book.



We are learning the tricky words:



Now pause the video and write these words into your book.

# Today's Task:

You will need:

A newspaper or magazine or a leaflet or a letter.

The children need to find and highlight the following words ...

**she      be      me      we      he**



# Don't forget to email your work to your teacher!

- [ra@hortongrangeacademy.co.uk](mailto:ra@hortongrangeacademy.co.uk) - Miss Bedford
- [rb@hortongrangeacademy.co.uk](mailto:rb@hortongrangeacademy.co.uk) - Miss Beaumont
- [rc@hortongrangeacademy.co.uk](mailto:rc@hortongrangeacademy.co.uk) - Mrs Greenwood