

# Maths Home Learning

Week Beginning 24.05.2021

Click on the link below for today's lesson.

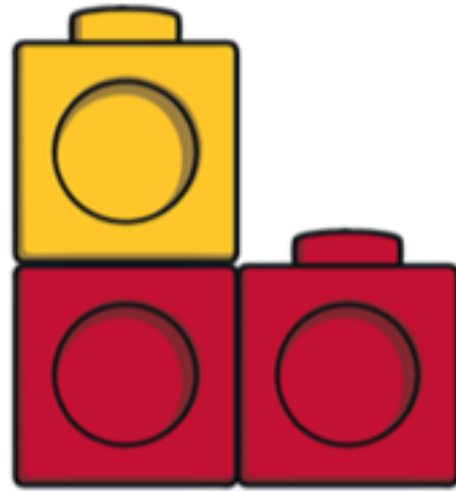
<https://youtu.be/tZqQ6lziMyw>

# This week...

- Day 1 - Composition of Numbers
- Day 2 - Addition using objects
- Day 3 - Addition using numicon
- Day 4 - Addition using pictures
- Day 5 - Addition using numbers

# Day 1 - Composition of Numbers

What can you see?

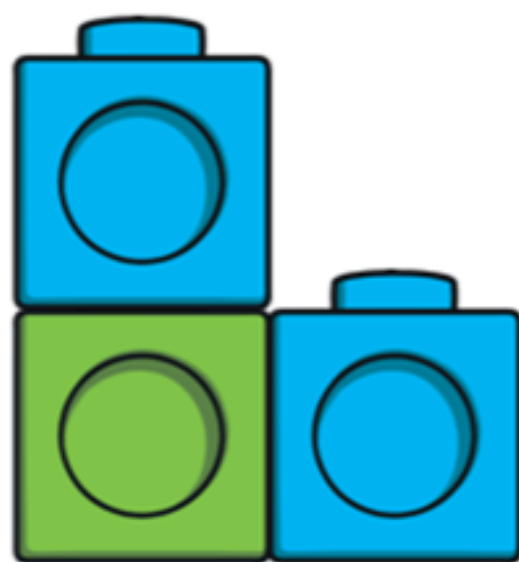


How many cubes?

How many yellow cubes?

How many red cubes?

What can you see?




How many cubes?

How many green cubes?

How many blue cubes?

What can you see?

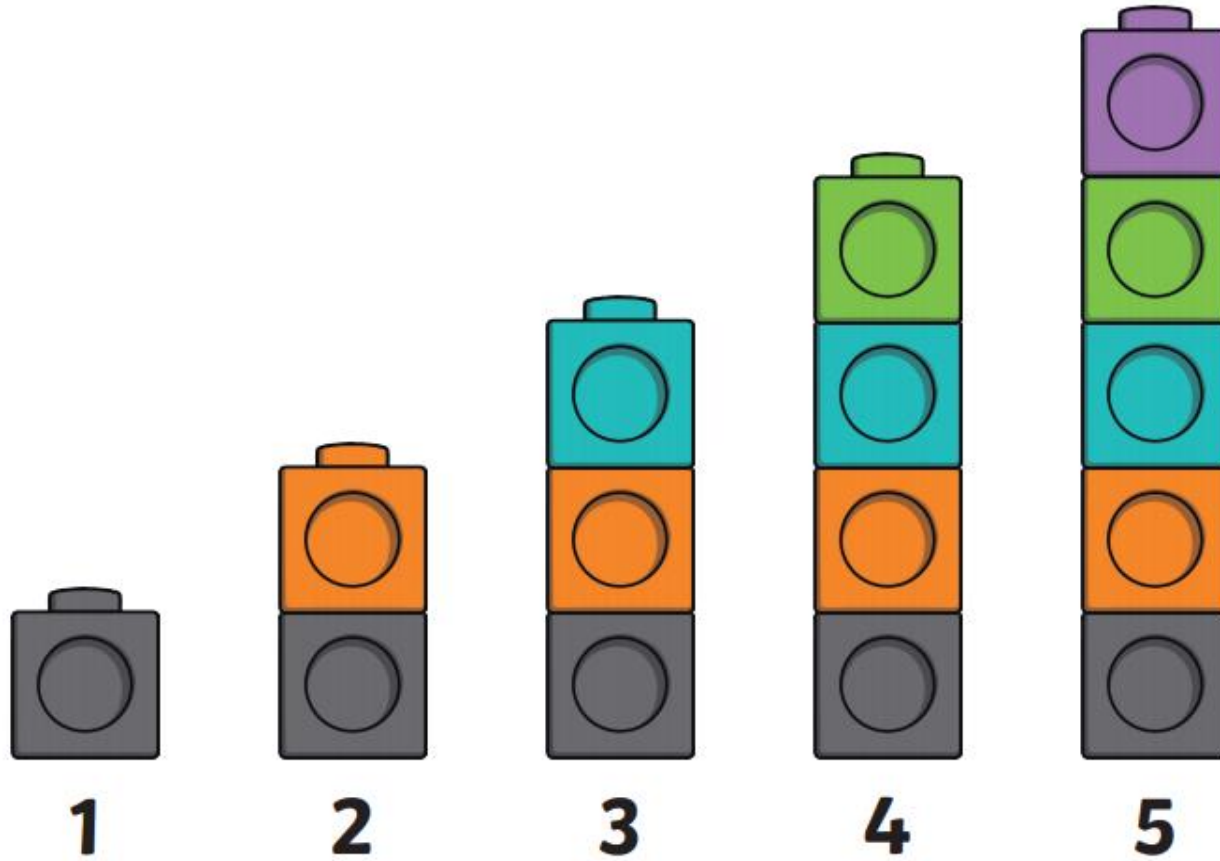


How many cubes?

How many orange cubes?

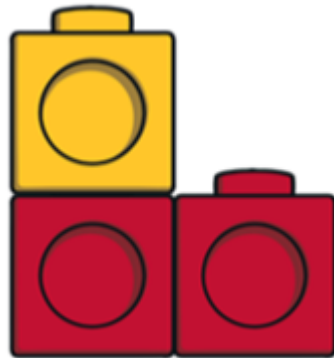
How many blue cubes?

Task: Draw these cubes into your book.



Further Challenge: Can you draw each number again using a different shape?

Example:



3




Click on the link below for today's lesson.

<https://youtu.be/2pgW1RQ9nVU>


# Day 2 - Addition using objects

Addition is combining 2 or more numbers together to find the total amount.



# Day 2 Addition using objects

This symbol/sign means add



Farmer Pete needs some help to  
count all of his farm animals!




Pete has 1 cow and 2 lambs. How many animals does he have altogether?



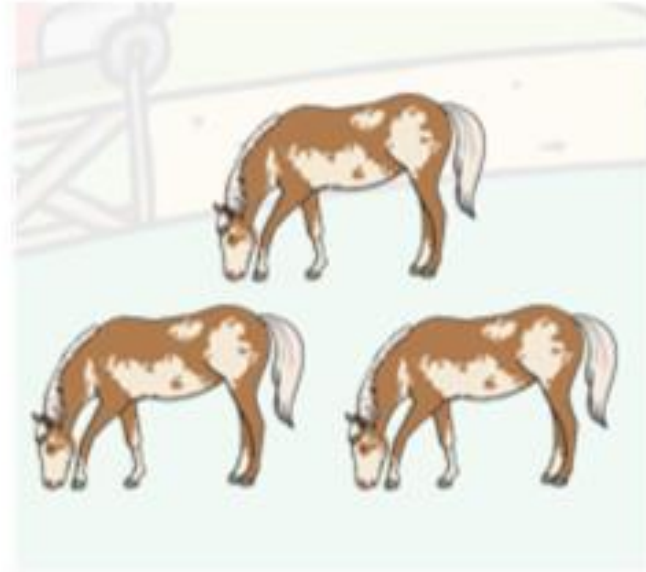

$$1 + 2 = 3$$

Pete has 3 pigs and 1 duck. How many animals does he have altogether?



$$3 + 1 = 4$$

Pete has 4 cows and 3 horses.  
How many animals does he have  
altogether?



$$4 + 3 = 7$$

Pete has 4 sheep and 1 goat. How many animals does he have altogether?



$$4 + 1 = 5$$



# Task: Your turn!

Find 2 plates and 10 objects (cubes/stock cubes/paperclips/playdough balls/ pieces of pasta)

Example:



4

+



2

=

Complete the number sentences on the next slide using your plates to help you.

Complete the number sentences using your plates and objects to help you.

$$5 + 2 =$$

$$4 + 3 =$$

$$6 + 4 =$$

$$5 + 3 =$$


$$6 + 4 =$$

Click on the link below for today's lesson.


<https://youtu.be/Q4RwUOrDeUA>

## Day 3 - Addition using numicon

Addition is combining 2 or more numbers together to find the total amount.



This symbol/sign means add



We are using numicon to help us add 2 numbers together.



2

+




1

=




3




3

+




2

=



5




4

+




3

=




7






5

+



2

=



7

**Task:** Draw the numicon pieces in your book and or write the answer to each number sentence after the equals sign.

$$\begin{array}{|c|} \hline \begin{array}{c} \square \\ \square \end{array} + \begin{array}{c} \square \end{array} = \\ \hline \end{array}$$

$$\begin{array}{|c|} \hline \begin{array}{c} \square \\ \square \end{array} + \begin{array}{c} \square \\ \square \end{array} = \\ \hline \end{array}$$


$$\begin{array}{|c|} \hline \begin{array}{c} \square \\ \square \\ \square \end{array} + \begin{array}{c} \square \\ \square \end{array} = \\ \hline \end{array}$$

$$\begin{array}{|c|} \hline \begin{array}{c} \square \\ \square \\ \square \end{array} + \begin{array}{c} \square \\ \square \end{array} = \\ \hline \end{array}$$

$$\begin{array}{|c|} \hline \begin{array}{c} \square \\ \square \\ \square \end{array} + \begin{array}{c} \square \end{array} = \\ \hline \end{array}$$

Further Challenge: Write the number sentence under each question.

Example:



$$2 + 1 = 3$$

# Day 4 Addition using Pictures


Watch the Numberblocks video below:

<https://www.bbc.co.uk/iplayer/episode/b08r3xqq/numberblocks-series-2-numberblock-castle>


Click on the link below for today's lesson.

<https://youtu.be/C7L50ltXpu0>


Count the total number of spots the ladybird has on each wing to find the answer to the number sentence.



$$6 + 2 = 8$$




$$4 + 3 = 7$$




$$5 + 1 = 6$$






$$7 + 3 = 10$$




$$5 + 5 = 10$$


Task: Count how many spots the ladybird has altogether and write the answer to the number sentence in your book.




$$3 + 2 =$$




$$4 + 3 =$$



$$3 + 5 =$$



$$4 + 2 =$$



$$5 + 4 =$$

Click on the link below for today's lesson.


<https://youtu.be/t8hc6GmIxRU>

# Day 5 Addition using numbers

Addition is combining 2 or more numbers together to find the total amount.



This symbol/sign means add



Let's count to 10 !

1 2 3 4 5 6 7 8 9 10

Now start at 5 and count on to 10

Now start at 7 and count on to 10

Now start at 3 and count on to 10

Put the first number in your head and count on from that number to find how many altogether.



8



Put the first number in your head and count on from that number to find how many altogether.



Put the first number in your head and count on from that number to find how many altogether.



Put the first number in your head and count on from that number to find how many altogether.



9

Task: Complete these number sentences in your book:

$4 + \text{[two wildebeests]} =$

$7 + \text{[two giraffes]} =$

$3 + \text{[four elephants]} =$

$6 + \text{[three lizards]} =$

$5 + \text{[four ostriches]} =$

Remember to put the first number in your head and count on!

Don't forget to email your work to your teacher!

ra@hortongrangeacademy.co.uk - Miss Bedford

rb@hortongrangeacademy.co.uk - Miss Beaumont

rc@hortongrangeacademy.co.uk - Mrs Greenwood