


Curriculum Home Learning

Week Beginning 17.5.21

- Day 1 – Re-capping Story Time – Supertato
- Day 2 – Making the Evil Pea
- Day 3 – What adventures did the Evil Pea get up to?
- Day 4 – Making a mask like the Evil Pea
- Day 5 – Playing with vegetables

Day 1 - Supertato



What do you think the story is about?

What do you think Supertato might do in the story?

Story Time

Make yourself comfortable. Today we are going to listen to ...

Supertato



Click on the link below to listen to the story

<https://www.youtube.com/watch?v=S7McKM0afAQ>

Task:

Draw a picture of Supertato.



Don't forget to email your work to your teacher!

- ra@hortongrangeacademy.co.uk - Miss Bedford
- rb@hortongrangeacademy.co.uk - Miss Beaumont
- rc@hortongrangeacademy.co.uk - Mrs Greenwood

Day 2: Do you know who this ?



That's right it is the Evil Pea!



Today we are going to make our own Evil Pea, you will need:

A paper plate or a piece of paper.

Some green paint or a green pen.

A black pen or paper

Instructions on how to make your Evil Pea:

1. Using your paper plate or piece of paper and make sure it is a circle.
2. Colour it green with paint or green pen.
3. Cut out some arms and legs and colour them green.



Instructions on how to make your Evil Pea:

4. Stick your arms and legs on your Evil Pea.
5. Cut a piece of paper to make the mask for the Evil Pea
6. Colour or paint it black and stick it on.
7. Add some eye onto your mask.



Wow you have made an Evil Pea!!! I wonder what adventures he will get up to in your house.



Don't forget to email your work to your teacher!

- ra@hortongrangeacademy.co.uk – Miss Bedford
- rb@hortongrangeacademy.co.uk – Miss Beaumont
- rc@hortongrangeacademy.co.uk – Mrs Wilson/Mrs Greenwood

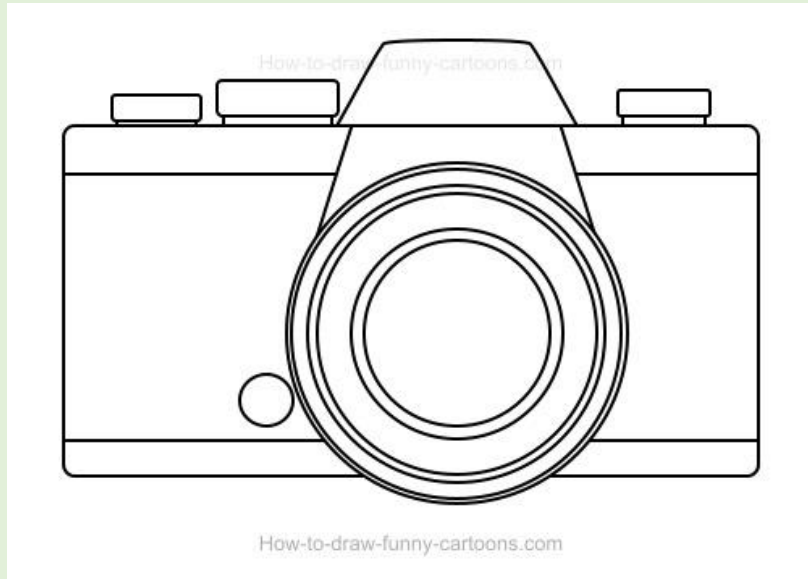
Day 3 - What has the Evil Pea been up to at your house?

· Has the Evil Pea been causing mischief in your house?



Making a camera:

To keep an eye on your Evil Pea why not make a camera to watch him.



You can make it
with paper or
with a box!


Don't forget to put it
up to keep an eye on
the Evil Pea.

Don't forget to email your work to your teacher!

- ra@hortongrangeacademy.co.uk - Miss Bedford
- rb@hortongrangeacademy.co.uk - Miss Beaumont
- rc@hortongrangeacademy.co.uk - Mrs Greenwood


Day 4 - Making your own mask

Today we are going to be making our own mask like the one Evil Pea wears.




You will need some paper and a pencil to draw your mask.

You can trace the design of mine or draw your own.



Once you have drawn your mask you can cut it out and colour it in.



Here is my mask:



Now you can be superhero's just like the Evil Pea.

Don't forget to email your work to your teacher!

- ra@hortongrangeacademy.co.uk - Miss Bedford
- rb@hortongrangeacademy.co.uk - Miss Beaumont
- rc@hortongrangeacademy.co.uk - Mrs Wilson/Mrs Greenwood

Day 5 – Playing with vegetables

Can you find some different vegetables in your house and pretend to recreate the story of Supertato. You can use your Supertato from earlier in the week to help you with this. Here is the link to the story if you need to watch it again.

<https://www.youtube.com/watch?v=S7McKM0afAQ>

Playing Supertato!

Find some of the vegetables from the story and make the characters. Act out the story with the vegetable characters.



Don't forget to do the voices for different characters!

Don't forget to email your work to your teacher!

- ra@hortongrangeacademy.co.uk - Miss Bedford
- rb@hortongrangeacademy.co.uk - Miss Beaumont
- rc@hortongrangeacademy.co.uk - Mrs Wilson/Mrs Greenwood