

Maths Home Learning


Week Beginning 26.04.2021

This week...


- Day 1 - Comparing Numbers
- Day 2 - Addition using pictures
- Day 3 - Addition by counting on
- Day 4 - Addition using numbers
- Day 5 - Addition using numbers

Day 1 - Comparing Numbers


Which leaf has more ladybirds? Which has fewer?




Which leaf has more ladybirds? Which has fewer?



Which leaf has more ladybirds? Which has fewer?



Which leaf has more ladybirds? Which has fewer?




Task: Your turn!

Using two plates and pasta make a more or fewer challenge for your grown ups at home.



Day 2 - Addition using objects

Addition is combining 2 or more numbers together to find the total amount.




Day 2 Addition using objects

This symbol/sign means add



Can you solve the number problems on the next slide in your home learning book, using the cross out method.




The image shows a visual equation on a light green background. On the left, there are two strawberries. In the middle is a plus sign. To the right of the plus sign are three strawberries, each with a blue diagonal line crossing through it. To the right of these three strawberries is an equals sign. To the right of the equals sign is a white circle with a pink border containing the number 5.

$$2 + 3 = 5$$




Day 3 - Addition via counting on

Addition is combining 2 or more numbers together to find the total amount.



This symbol/sign means add





Can you solve the number problems on the next slide in your home learning book.

To solve this problem put the number three in your head and count on two to find the answer.

$$3 + \text{two dinosaurs} = \bigcirc$$

 + **2** = 

 + **2** +  = **4**

 +  = **5**

1 + **3** +  = 


 + **5** = 

Day 4 Addition using numbers

Addition is combining 2 or more numbers together to find the total amount.

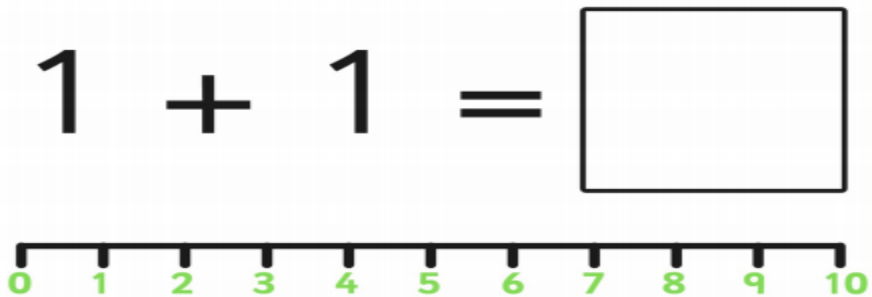


This symbol/sign means add



Today we are going to solve addition problems that include numbers.

You can use pieces of pasta to help you. Or you could use the number line at the bottom of each number problem.



Can you solve the following number problems in your home learning books.

Addition to 10 Number Line Challenge Cards

$$2 + 2 = \square$$



Addition to 10 Number Line Challenge Cards

$$3 + 3 = \square$$



Addition to 10 Number Line Challenge Card

$$4 + 4 = \square$$



Addition to 10 Number Line Challenge Cards

$$5 + 5 = \square$$



Addition to 10 Number Line Challenge Card

$$3 + 4 = \square$$



Addition to 10 Number Line Challenge Cards

$$4 + 6 = \square$$



Addition to 10 Number Line Challenge Cards

$$8 + 1 = \square$$




Addition to 10 Number Line Challenge Cards

$$9 + 0 = \square$$




Day 5 Addition using numbers

Addition is combining 2 or more numbers together to find the total amount.



This symbol/sign means add



Today we are going to solve addition problems that include numbers.
Please can you record the answers to the number problems in your Home learning book.

You can use pieces of pasta to help you or you can put the first number in your head and count on using your fingers to find the answer.

$0 + 4 =$

twinkl.co.uk

$0 + 5 =$

twinkl.co.uk

$4 + 0 =$

twinkl.co.uk

$5 + 0 =$

twinkl.co.uk

$1 + 3 =$

twinkl.co.uk

$1 + 4 =$

twinkl.co.uk

$3 + 1 =$

twinkl.co.uk

$4 + 1 =$

twinkl.co.uk

$2 + 2 =$

twinkl.co.uk

$2 + 3 =$

twinkl.co.uk

Don't forget to email your work to your teacher!

ra@hortongrangeacademy.co.uk - Miss Bedford

rb@hortongrangeacademy.co.uk - Miss Beaumont

rc@hortongrangeacademy.co.uk - Mrs Greenwood