

Curriculum Home Learning

Week Beginning 12.4.21

- Day 1 – Story Time – Supertato
- Day 2 – Making Supertato
- Day 3 – Adding a cape and belt to your Supertato
- Day 4 – Making a mask
- Day 5 – Playing with vegetables

Day 1 - Supertato



What do you think the story is about?

What do you think Supertato might do in the story?

Story Time

Make yourself comfortable. Today we are going to listen to ...

Supertato



Click on the link below to listen to the story

<https://www.youtube.com/watch?v=S7McKM0afAQ>

Task:

Draw a picture of you as a super hero. What super powers would you have? How could you use these to help someone?



Don't forget to email your work to your teacher!

- ra@hortongrangeacademy.co.uk - Miss Bedford
- rb@hortongrangeacademy.co.uk - Miss Beaumont
- rc@hortongrangeacademy.co.uk - Mrs Greenwood

Day 2: Do you know who this ?



That's right it is Supertato!



Today we are going to make our own Supertato, you will need:

- A potato
- A black pen
- 4 small stick (cocktail sticks)

Draw a face on your potato to make your own Supertato! Take Supertato around your house to help out with some of the jobs, such as tidying your bedroom and putting the dishes away. What other helpful things can he help you do?



Don't forget to email your work to your teacher!

- ra@hortongrangeacademy.co.uk – Miss Bedford
- rb@hortongrangeacademy.co.uk – Miss Beaumont
- rc@hortongrangeacademy.co.uk – Mrs Wilson/Mrs Greenwood

Day 3 - Adding a cape and belt to your Supertato

.

Today you will need something red and black to make the cape and belt for Supertato. This can be paper, card, tissue, fabric, cardboard or plastic.

Making the belt:

Take you black material and wrap it round the potato. Don't forget to write the letter 's' on to it.



Making the cape:

Take you red material and stick onto the potato.




Don't forget to email your work to your teacher!

- ra@hortongrangeacademy.co.uk - Miss Bedford
- rb@hortongrangeacademy.co.uk - Miss Beaumont
- rc@hortongrangeacademy.co.uk - Mrs Greenwood


Day 4 - Making your own mask

Today we are going to be making our own mask like the one Supertato wears.




You will need some paper and a pencil to draw your mask.

You can trace the design of mine or draw your own.



Once you have drawn your mask you can cut it out and colour it in.



Here is my mask:



Now you can be superhero's just like Supertato.

Don't forget to email your work to your teacher!

- ra@hortongrangeacademy.co.uk - Miss Bedford
- rb@hortongrangeacademy.co.uk - Miss Beaumont
- rc@hortongrangeacademy.co.uk - Mrs Wilson/Mrs Greenwood

Day 5 – Playing with vegetables

Can you find some different vegetables in your house and pretend to recreate the story of Supertato. You can use your Supertato from earlier in the week to help you with this. Here is the link to the story if you need to watch it again.

<https://www.youtube.com/watch?v=S7McKM0afAQ>

Playing Supertato!

Find some of the vegetables from the story and make the characters. Act out the story with the vegetable characters.



Don't forget to do the voices for different characters!

Don't forget to email your work to your teacher!

- ra@hortongrangeacademy.co.uk - Miss Bedford
- rb@hortongrangeacademy.co.uk - Miss Beaumont
- rc@hortongrangeacademy.co.uk - Mrs Wilson/Mrs Greenwood