

# Curriculum Home Learning

Week commencing 19/04/21

# Curriculum Home Learning

Monday - Free Write

Tuesday - P.E.

Wednesday - Earth Day

Thursday - PSHE- Stephen Lawrence Day

Friday - Art

# Monday - Free Write

- [The Other Cultures Shed - THE LITERACY SHED](#) Click on this link and scroll down to Zahra. Watch the video about the little girl called Zahra.
- Zahra
- Zahra spends all day collecting water in order to help her tree grow so she can get some shade. She travels back and forth to the water pump but to no avail. The tree won't grow. It is not until a bead of sweat falls on the roots that the tree springs forth and grows protectively in order to protect her from the sun.

# Monday - Free Write

In your Home Learning Books , write a story all about Zahra. Imagine what it might be like to spend a day in her life.

Would it be easy or hard? Would you feel hot or cold? Why?

Would you be happy or sad? Why?

What about the end? How would you feel then?



# Tuesday - PE

It is important to stay active when you are away from school.

Here are some ideas for you to do.

Can you think of your own ideas for keeping fit?

# Keeping fit and healthy.

- Go for a walk with your family.
- Make an obstacle course in your garden.
- Create a circuit of different activities.
- Follow you tube dance videos such as KidzBop
- Joe Wicks You Tube channel.

# Jungle P.E.

- [Jungle Exercise for Kids | Indoor workout for Children | No Equipment PE Lesson for Kids - Bing video](#)
- To celebrate Earth Day this week why not try some animal P.E. at home?
- Click on the link above and follow the instructions.
- What other animal stretches and shapes can you make?

# Wednesday - Earth Day

- Earth day happens every year and is to make us think about our planet and the environmental challenges it faces.
- This means how we can all help to make our planet (Earth) a great place to live and make sure it is in a healthy condition for us all and especially children growing up and who might even not yet be born.



# Wednesday - Earth Day

- [Earth Day for Kids - Bing video](#)
- Watch this video for more information about Earth Day.
- There are lot's of ways we can help the earth.
- We are going to look at one of them : **RECYCLING**.

# Wednesday - Earth Day

- Recycling is very important. What is recycling?
- We cannot keep putting our rubbish into landfill as it will fill up all of the land.
- We shouldn't be dropping litter in the streets. Why?
- Have you seen rubbish dropped near your house or near school?

# Wednesday - Earth Day

- We all have recycling bins at home that we should be using.
- Then the council recycling trucks come and empty the vans and take them to special places for our rubbish to be recycled.
- Watch this video to see what happens.
- [Your Rubbish – YouTube](#)

# Recycling

- We have blue bins in our classrooms to recycle paper.
- What else can be recycled?
- Cans, glass and most plastics.
- Do you recycle at home?

# Recycling

- We would like you to make a poster telling people they should not be dropping rubbish and should be recycling their .....
- Cans
- Plastics
- Paper
- Cardboard such as boxes that you get deliveries in.

Here are some ideas you may want to use.



## RECYCLE RIGHT!

OPENING OUR ROUTINE  
FOR FORT LAUDERDALE

**YES**

- ✓ Office paper and envelopes
- ✓ Folders
- ✓ Junk mail (including window envelopes)
- ✓ All plastics with numbers 1-7 (♻️)
- ✓ Clean plastic food containers
- ✓ Aluminium and tin beverage containers - water bottles, soda cans
- ✓ Glass bottles and jars
- ✓ Juice boxes
- ✓ Corrugated cardboard

**NO**

- ✗ Binders
- ✗ Lightbulbs
- ✗ Styrofoam coffee cups/takeout containers
- ✗ Contaminated napkins, paper towels, or tissue paper
- ✗ Batteries
- ✗ Food
- ✗ **PLASTIC BAGS**

If you would like this publication in an alternate format please call (954) 828-4755 or email [publicaffairs@fortlauderdale.gov](mailto:publicaffairs@fortlauderdale.gov). © Printed on recycled paper.

## RECYCLE

**Milk Cartons & Juice Boxes**

**Plastic Bottles**

**Cans & Aluminum Foil**

**Cardboard & Paper**

**Lunchable Trays & Containers**

**Yogurt Cups**

# Thursday - Stephen Lawrence Day

Stephen Lawrence was a boy who lived in London.

He worked hard at school and was really good at maths and Art. He wanted to be an architect when he grew up (an architect designs houses and other buildings)

Sadly he died when he was just 18.

His Mum wanted everyone to remember him and to remember to be kind to each other.

# Stephen Lawrence Day - Being kind


- To celebrate Stephen's life and all of the things he did we want you to think about what it means to be kind.
- How can being kind to each other make it a nice world to live in?
- How can we be kind to each other at school and at home?
- How can we be kind to animals?
- In your home learning books make a list of ways you can be kind.




# Friday - ART

- Today you are going to practice shading techniques. Try to copy these techniques in your home learning books.

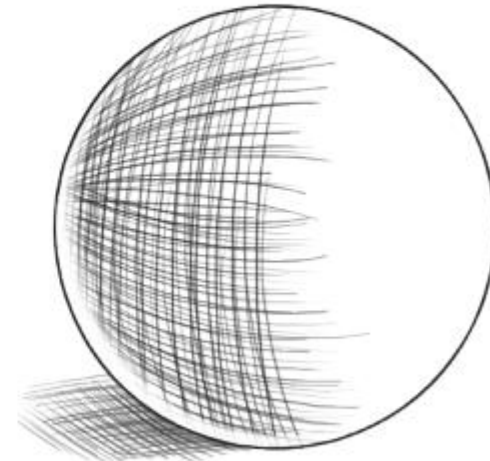
Experiment drawing different textures with different pencils. Look at the examples below and see if you can replicate them.



Hatching



Contour Hatching




Crosshatching

# Friday - ART


- Today you are going to practice shading techniques. Now try these.



Random Hatching



Stippling



Ink Wash