

Maths Home Learning

Week Beginning 08.03.2021

This week...

- Day 1 - Counting to 10
- Day 2 - Counting objects to 10
- Day 3 - Counting pictures to 10
- Day 4 - Counting numbers to 10
- Day 5 - Counting numbers to 10

Day 1 Counting to 10

Count to 10 using the numberline


0 1 2 3 4 5 6 7 8 9 10

Now let's watch the video and count to 10 again!

<https://www.youtube.com/watch?v=diMJllv-4N0>

Day 1 Counting to 10

Count how many frogs you can see?



Task:

Jump 7
times



Jump 11
times



Jump 17
times



Day 2 Counting objects to 10

Can you count to 10?

0 1 2 3 4 5 6 7 8 9 10

Watch the Numberblocks video!

- <https://www.bbc.co.uk/iplayer/episode/b0bmkh2z/numberblocks-series-3-numberblobs>

Task:

Collect 10 objects from around your home.

Put all the objects in a line and touch count them carefully saying each number name out loud as you touch the object.



Day 3 - Counting using pictures


Let's watch the counting song video again!

Click in the link below



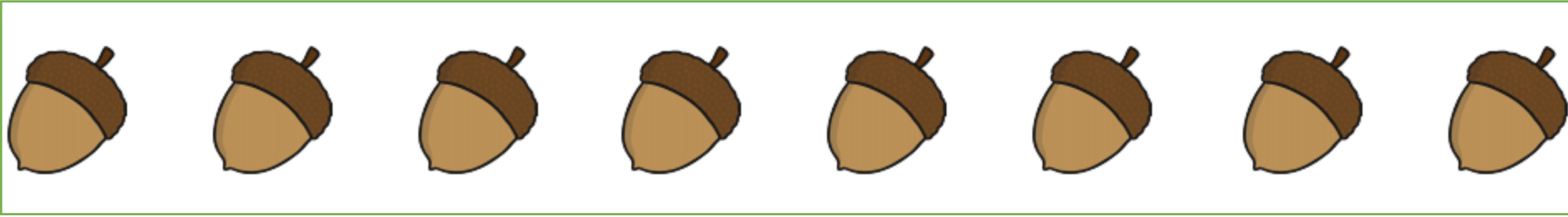
<https://www.youtube.com/watch?v=diMJIlv-4N0>

Day 3 - Counting using pictures

Count how many spiders you can see altogether.



How many acorns can you see in each row?



Task:

Count how many objects you can see and write the total amount in each box



Day 4 - Counting numbers to 10

Count to 10

0 1 2 3 4 5 6 7 8 9 10

Let's count the numicon




1




2




3




4




5




6




7



8






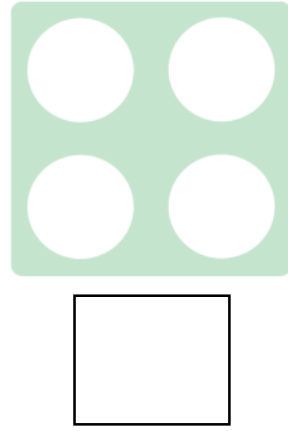
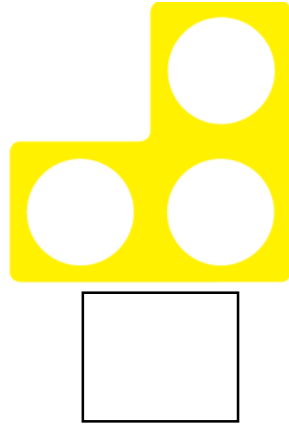
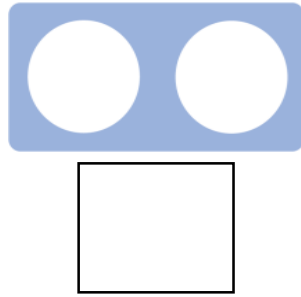



9



10

Task: Write the correct number under each numicom piece



Day 4 Counting numbers to 10.

Can you count to 10?

0 1 2 3 4 5 6 7 8 9 10

Now count back from 10




Watch the video clip by clicking on the link below and sing along:

<https://www.youtube.com/watch?v=xNw1SSz18Gg>

Task:


Draw around your hands or use paint and make a hand print from each hand.



Now label your fingers using numbers to 10

Further Challenge:

Do the same for your feet and label each toe with the correct number to 10



How many fingers and toes do you have altogether?

Day 5 Counting numbers to 10.

Can you count to 10?

0 1 2 3 4 5 6 7 8 9 10

Now count back from 10



Click on the link below and watch the video clip

<https://www.youtube.com/watch?v=DR-cfDsHCGA>

Task:

The numbers have all been jumbled up by the sneaky fox!



Can you help by putting them in the right order starting with number 1?

Write them in your yellow work book.

5 2 1 4 8 7 3 6 10 9

Don't forget to email your work to your teacher!

ra@hortongrangeacademy.co.uk - Miss Bedford

rb@hortongrangeacademy.co.uk - Miss Beaumont

rc@hortongrangeacademy.co.uk - Mrs Wilson