

Curriculum Home Learning

Week Beginning 22.3.21

- Day 1 – Storytime; Mad About Minibeasts!
- Day 2 – Snails
- Day 3 – Minibeasts and their Habitats
- Day 4 – Fascinating facts!
- Day 5 – Minibeast Mobile


Day 1 – Mad About Minibeasts!

Click on the link to see Mrs Wilson help you with your learning today!

<https://youtu.be/CseS3G97Sao>

Story Time

Make yourself comfortable. Today we are going to listen to ...













Click on the link below to listen to the story

<https://www.youtube.com/watch?v=I7aHXEsdFQ4&t=28s>

Task: How many minibeasts can you see?

Draw a picture of each minibeast in your book and then count how many you can see on the picture and write the number next to it.

<input type="checkbox"/> ladybirds		<input type="checkbox"/> caterpillars	
<input type="checkbox"/> ants		<input type="checkbox"/> worms	
<input type="checkbox"/> bees		<input type="checkbox"/> beetles	
<input type="checkbox"/> butterflies		<input type="checkbox"/> snails	
<input type="checkbox"/> spiders		<input type="checkbox"/> woodlice	



Don't forget to email your work to your teacher!

- ra@hortongrangeacademy.co.uk - Miss Bedford
- rb@hortongrangeacademy.co.uk - Miss Beaumont
- rc@hortongrangeacademy.co.uk - Mrs Wilson/Mrs Greenwood

Click on the link to see Mrs Wilson help you with your learning today!

<https://youtu.be/rzaTQjHXHXE>

Day 2 - Snails



Let's watch the song by clicking on the link below to learn some facts about the snail!

<https://www.youtube.com/watch?v=dqU-vrZeKCs>

Snail facts!

- Snails have a protective shell on their backs to hide in when they feel threatened or scared



- Snails leave a slimy trail behind them when they slide to move



The slime protects them from the rough ground

- Snails like dark, damp places and usually come out when it rains



- Snails like to eat leaves and plants



Task – Draw a picture of a snail in your book.

Further Challenge: Write one of the facts you have learnt underneath.

Don't forget to email your work to your teacher!

- ra@hortongrangeacademy.co.uk – Miss Bedford
- rb@hortongrangeacademy.co.uk – Miss Beaumont
- rc@hortongrangeacademy.co.uk – Mrs Wilson/Mrs Greenwood

Day 3 - Minibeasts and their Habitats

A habitat is a place where something makes its home.





- Different Minibeasts live in different habitats
- They choose that habitat because they can find the food, water and shelter they need



Caterpillars like to live on top and underneath leaves. They are camouflaged so they can hide from creatures that might want to eat them. They like to eat the leaves.



Ants like to live underground.
They live together with their big families.



Earwigs hide in dark sheltered places such as under stones, flower pots, logs or loose bark on trees.





Ladybirds are most commonly found in small shrubs, trees and grass.

Task: Let's make a big hotel!

You will need:

A suitable container or area in your outdoor area, preferably wooden

Compost

Fertile soil

Pieces of wood (various sizes)

Different sized/shaped stones

Bricks

Old roof tiles

Clay drainage tubes

Fir cones

Dry leaves

Bark

Straw, hay

Dead wood/sticks

Plants that will attract insects



Method

1. Choose either an area in your outdoor area or a wooden container and place it on the ground.
2. If the container hasn't already got holes in, make some holes in the bottom. That will create drainage and let minibeasts crawl in.
3. Fill the container with compost and fertile soil.
4. Use your resources to build various places for minibeasts to live.
5. Woodlice and beetles will like wood/sticks and if stacked, the minibeasts can crawl through them.
6. Plants will attract the crawling bugs like caterpillars, snails and spiders.
7. Butterflies and bees will like nectar-rich flowering plants.
8. It's up to you how much you put in your bug hotel.
9. Observe the hotel over time and see which minibeasts it attracts.
10. Can you find out which areas each kind of minibeast like best?

Don't forget to email your work to your teacher!

- ra@hortongrangeacademy.co.uk - Miss Bedford
- rb@hortongrangeacademy.co.uk - Miss Beaumont
- rc@hortongrangeacademy.co.uk - Mrs Wilson/Mrs Greenwood

Day 4 – Fascinating Facts!

Ants don't have ears! They "hear" by using their feet to feel vibrations in the ground.

Some caterpillars disguise themselves as bird poo!

Some worms have 10 hearts!

Slugs have 4 noses!

Butterflies and Caterpillars use their feet to taste things with!

Dragonflies have been around on Earth since before dinosaurs!

Task:

Think about which fact you found the most interesting.

Tell a member of your family about these interesting facts.



Don't forget to email your work to your teacher!

- ra@hortongrangeacademy.co.uk - Miss Bedford
- rb@hortongrangeacademy.co.uk - Miss Beaumont
- rc@hortongrangeacademy.co.uk - Mrs Wilson/Mrs Greenwood

Day 5 – Minibeast Mobile

Click on the link below to learn how to make your own minibeast mobile!

<https://www.bbc.co.uk/cbeebies/makes/presenters-minibeast-mobile>

Don't forget to email your work to your teacher!

- ra@hortongrangeacademy.co.uk - Miss Bedford
- rb@hortongrangeacademy.co.uk - Miss Beaumont
- rc@hortongrangeacademy.co.uk - Mrs Wilson/Mrs Greenwood