


English Home Learning

Week Beginning 22.02.2021

This week...

- Day 1 - Looking at the front cover of Cat Naps
- Day 2 - Where did they sleep?
- Day 3 - Where did the cats nap?
- Day 4 - Re-ordering a sentences.
- Day 5 - Handwriting, listening to a story and a quiz.

Day 1- Looking at the front cover




Click here for today's lesson:
<https://youtu.be/uP8No8DbPgQ>

Have a look at the front cover.

What can you see on the front cover?

Discuss this with an adult in your house.

Day 1- Looking at the front cover




Have a look at the front cover.

What do you think the story might be about?

Discuss this with an adult in your house.


Day 1- Looking at the front cover



Why do you think the ginger cat looks so cross?

Discuss with a adult in your house.

Day 1- Looking at the front cover



Challenge:

Can you write a sentence about how the ginger cat is feeling?

Don't forget to email your work to your teacher!

- ra@hortongrangeacademy.co.uk - Miss Bedford
- rb@hortongrangeacademy.co.uk - Miss Beaumont
- rc@hortongrangeacademy.co.uk - Mrs Wilson

Day 2- Reading the story and looking at the cat.

Click the link for today's lesson:

<https://youtu.be/BrKhfl8QrTk>

Click on the link below to listen to the story.

<https://www.youtube.com/watch?v=CTipegFbxkw>

Where did Top Cat have a nap?

Remember to use your phonics when spelling the words.



Where did Top Cat have a nap?

In a cap.

Remember to use your
phonics when spelling the
words.



Where did Kit Cat nap?

Remember to use
your phonics when
spelling the words.



Where did Kit Cat nap?

In a sun hat.

Remember to use
your phonics when
spelling the words.



Challenge:
Where did Top Cat nap then?

Remember to use
your phonics when
spelling the words.



Where did Top Cat nap then?

In a big top hat.

Remember to use
your phonics when
spelling the words.



Don't forget to email your work to your teacher!

- ra@hortongrangeacademy.co.uk - Miss Bedford
- rb@hortongrangeacademy.co.uk - Miss Beaumont
- rc@hortongrangeacademy.co.uk - Mrs Wilson

Day 3- Where did the cats nap?

Click on the link for the lesson:

<https://youtu.be/lx5X-9B9zJw>

Where was Kit Cat napping?

Remember to use your phonics when spelling the words.



Where was Kit Cat napping?

On a mat.

Remember to use your
phonics when spelling
the words.



Where was Top Cat napping?



Remember to use your
phonics when spelling
the words.

Where was Top Cat napping?

_____ On a rug. _____



Remember to use your
phonics when spelling
the words.

Where was Kit Cat napping?

Remember to use your phonics when spelling the words.



Where was Kit Cat napping?

In a cot.

Remember to use your
phonics when spelling
the words.



Where was Top Cat napping?

Remember to use your phonics when spelling the words.



Where was Top Cat napping?

On a bed.

Remember to use your
phonics when spelling
the words.



Challenge:

What chased Top Cat and Kit Cat?

Remember to use your
phonics when spelling
the words.

Don't forget to email your work to your teacher!

- ra@hortongrangeacademy.co.uk - Miss Bedford
- rb@hortongrangeacademy.co.uk - Miss Beaumont
- rc@hortongrangeacademy.co.uk - Mrs Wilson

Day 4- Re-ordering a sentences.

Click on the link to see the lesson:

<https://youtu.be/D1mIW4xZqe8>

Can you put this sentence from the story back together?

Cat had nap a big top Top hat . in

Remember a capital letter goes at the beginning and full stop at the end.

Try writing the words on to some paper and then putting them back into a sentence.

Let's see if you were right

Top Cat had a nap in a big top hat.

Fantastic work, now see if you can write the sentence into your book.

Can you put this sentence from the story back together?

Kit a nap cot . in a Cat had

Remember a capital letter goes at the beginning and full stop at the end.

Try writing the words on to some paper and then putting them back into a sentence.

Let's see if you were right

Kit Cat had a nap in a cot.

Fantastic work, now see if you can write the sentence into your book.

Don't forget to email your work to your teacher!

- ra@hortongrangeacademy.co.uk - Miss Bedford
- rb@hortongrangeacademy.co.uk - Miss Beaumont
- rc@hortongrangeacademy.co.uk - Mrs Wilson

Day 5- Handwriting

Click here for today's lesson:

<https://youtu.be/yXU56m-QTHI>

Complete 2 pages from your handwriting book.

Day 5- Listening to a story.

Click here for today's lesson:

Click on the link below and listen to the story *We're Going On a Bear Hunt*, read by the author.

<https://www.youtube.com/watch?v=0gyI6ykDwds>

Now have a go at the quiz!

- https://forms.office.com/Pages/ResponsePage.aspx?id=jp2v5jm_FEyFW3PuNqNMc_QMg6rqC2ZMjp6ZGwGOdG5UmlAwNFAyMktRSDFMU_FVTME1KUzILNkYyMi4u

Don't forget to email your work to your teacher!

- ra@hortongrangeacademy.co.uk - Miss Bedford
- rb@hortongrangeacademy.co.uk - Miss Beaumont
- rc@hortongrangeacademy.co.uk - Mrs Wilson