

Here is an audio link for each day of the phonics planning.

<https://youtu.be/H3mnf8zMOJY>

# Phonics Home Learning

Week commencing 25th January 2021

# Weekly Plan for Phonics

Day 1 - air

Day 2 - air

Day 3 - air

Day 4 - air

Day 5 - air

DAY 1

# Day 1

Phonics



Click on the picture above and it will take you onto Phonics Play.

Log in using the free username and password.

Username: jan21 and Password: home

Choose the Phases 3 and 5, click start and the children need to practice saying each sound.

We are learning to say the  
new grapheme today.  
Our new grapheme is ...

-air

Can you think of any other  
ways to write the air  
sound?

air - lair, fairly, stairs

eir - their

ear- tear, wear, bear

are- square, beware

ere- where, there,  
somewhere

Here are the  
different ways of  
spelling the air  
grapheme.





## Bear Facts









In parts of the world where there are bears, it is important to take care.

### Food

Bears eat plants, roots, insects, meat and fish. They also love human fare and will dare to use their claws to tear apart bags and tents to get it.

### Remember

-  Bear attacks are rare so don't be scared.
-  Make noise to let any bears know that you are there.
-  Stay aware.
-  Do not stare.
-  Do not keep food anywhere near your tent.
-  Do not wear clothes that may smell of food.

Find the words with the air sound in the text. Write them down into your home learning books.

DAY 2

Day 2

Phonics



Click on the picture above and it will take you onto Phonics Play.

Log in using the free username and password.

Username: jan21 and Password: home

Choose the Phases 3 and 5, click start and the children need to practice saying each sound.

We are continuing to  
explore the different  
ways to spell the  
grapheme

- air

Can you remember any  
other ways to write the  
air sound?

- air - lair, fairly, stairs
- eir - their
- ear- tear, wear, bear
- are- square, beware
- ere- where, there, somewhere

# Investigating Alternative Spellings



## Alternative Spellings /air/

Good for: Discovering the best bet for spelling this phoneme

Teaching  
Ideas

On phonics play sign in using the following details.

Username: jan21

Password: home

Then find the picture on the left by scrolling down the page.

Go to

Word Sort

press start

Then sort the words into the correct air graphemes.

**CHALLENGE!** Can you then use these words to write some sentences of your own.



DAY 3

Day 3

Phonics



Click on the picture above and it will take you onto Phonics Play.

Log in using the free username and password.

Username: jan21 and Password: home

Choose the Phases 3 and 5, click start and the children need to practice saying each sound.

We are continuing to  
explore the different  
ways to spell the  
grapheme

- air

Can you remember any  
other ways to write the  
air sound?

- air - lair, fairly, stairs
- eir - their
- ear- tear, wear, bear
- are- square, beware
- ere- where, there, somewhere

Look at the following sentences. Read and write these sentences and then underline the letters that make the air sound in each word.

Phase 5c - Week 21 - Wednesday - Apply

The bear stops and  
stares.

Phase 5c - Week 21 - Wednesday - Apply

Where are there lots  
of stairs?

Can we sit on chairs and  
share some pears?



DAY 4

Day 4

Phonics





Click on the picture above and it will take you onto Phonics Play.

Log in using the free username and password.

Username: jan21 and Password: home

Choose the Phases 3 and 5, click start and the children need to practice saying each sound.

We are continuing to  
explore the different  
ways to spell the  
grapheme

-air

Can you think of any other  
ways to write the air  
sound?

air - lair, fairly, stairs

eir - their

ear- tear, wear, bear

are- square, beware

ere- where, there, somewhere

Here are the different ways of spelling the air grapheme.

Write sentences using these words in into your home learning books.

DAY 5

Day 5

Phonics





Click on the picture above and it will take you onto Phonics Play.

Log in using the free username and password.

Username: jan21 and Password: home

Choose the Phases 3 and 5, click start and the children need to practice saying each sound.

# TRICKY WORDS

Some words we use more often and we just have to learn to spell.

Sometimes we cannot use our phonics so we call them tricky words.

# TRICKY WORDS

Look closely at these words.

Practice writing them in your home learning book.

Remember to look at them in your book when you need to use them in your sentences.

Door floor poor because find